

SONY

White paper

June 2015



Xperia™ E4g

E2003/ E2006/ E2053

Purpose of this document

Sony Mobile Communications product White papers are intended to give an overview of a product and provide details in relevant areas of technology.

NOTE: The illustration that appears on the title page is for reference only. All screen images and elements are subject to change without prior notice.

Document history

Version		
February 2015	First released version	Version 1
February 2015	Second released version	Version 2
March 2015	Third released version	Version 3
April 2015	Fourth released version	Version 4
June 2015	Fifth released version	Version 5

Sony Mobile Developer World

For the latest technical documentation and development tools, go to www.sonymobile.com/developer.

This White paper is published by:

Sony Mobile Communications Inc.,
1-8-15 Konan, Minato-ku, Tokyo108-0075, Japan

www.sonymobile.com

© Sony Mobile Communications Inc., 2009-2015.

All rights reserved. You are hereby granted a license to download and/or print a copy of this document.

Any rights not expressly granted herein are reserved.

First released version (2015)

This document is published by Sony Mobile Communications Inc., without any warranty*. Improvements and changes to this text necessitated by typographical errors, inaccuracies of current information or improvements to programs and/or equipment may be made by Sony Mobile Communications Inc. at any time and without notice. Such changes will, however, be incorporated into new editions of this document. Printed versions are to be regarded as temporary reference copies only.

*All implied warranties, including without limitation the implied warranties of merchantability or fitness for a particular purpose, are excluded. In no event shall Sony or its licensors be liable for incidental or consequential damages of any nature, including but not limited to lost profits or commercial loss, arising out of the use of the information in this document.

Table of contents

Product overview	2
Highlights	2
Product Specifications	3
Categorised feature list	6
Technologies in detail	9
Accessibility and Usability	9
Device-to-device communications (local)	10
Bluetooth® wireless technology	10
Wi-Fi®	11
DLNA Certified® (Digital Living Network Alliance)	12
Messaging	13
MMS (Multimedia Messaging Service).....	13
Email	13
Positioning – location based services	14
Provisioning (OMA CP)	14
Multimedia (audio, image and video)	15
Synchronisation (OMA DS, EAS, Google Sync™)	16
Web browser	16
Memory in Android™ devices	17
Trademarks and acknowledgements	21

Product overview

Highlights

- 4G speed
- Long-lasting battery and Battery STAMINA mode
- High quality images and video: 5 MP camera with HD 1080p video
- Ultra fast performance: MediaTek MT6732 Quad-Core 1.5 Ghz processor and 1 GB of RAM

The speed with 4G

Enjoy the fastest news and information downloads, find your way using maps, check and send email, send pictures to friends and family in seconds, and make the most of trouble-free online music streaming on the go.

Superior battery

If you lead a busy family and professional life, you will enjoy an impressive 2-day battery life (under normal usage conditions) even when you don't activate the extra power-saving options. You can talk, email, text, navigate or do anything else you usually do with your smartphone as you move through your day.

Switch on STAMINA mode and see by how much you just extended your battery life. Battery STAMINA mode optimises how your battery is used. When you're not using the display, apps and functions that work in the background get turned off, but you'll still receive calls, texts, alarms and your choice of app notifications. To get everything up and running again, just press the power key.

A camera that thinks for you

Whether you're trying to capture special family moments or reunions with friends, the Xperia™ E4g dual will make your pictures great. Featuring a 5 MP main camera with autofocus and flash as well as a 2 MP front camera, the device is packed with Sony camera technology and has a wide range of optional image enhancing apps built in. Autoscene Recognition technology senses the visual atmosphere, recognises 52 different scenes, and then selects the ideal settings automatically to give you the best possible picture of where you are.

Product Specifications

Operating system	Google™ Android™ 4.4.4 (KitKat)
Processor	1.5 GHz MediaTek MT6732 Quad-core
GPU	ARM Mali-760 MP2
Size	133 x 71 x 10.8 mm
Weight	135 grams
Available colours	Black, White
Main screen	
Colours	16,777,216 colour TFT
Resolution	540x960 pixels
Size (diagonal)	4.7 inches
Scratch-resistant	Yes – Durable tempered glass
Input mechanisms	
Text input	On-screen QWERTY keyboard, 12-key input
Touch screen	Capacitive
Touch gesture	Yes – multi-touch, up to 4 fingers supported
Handwriting recognition	Yes
Memory	
RAM	1 GB
Flash memory	Up to 8 GB*
Expansion slot	microSD™ card, up to 32 GB
Camera	
Camera resolution	5 MP
Digital zoom	4x
Video recording	Yes – HD 1080p
Front Camera	Yes – HD 720p for video chat and 2 MP for camera capture
Sensors	
Accelerometer	Yes
Ambient light sensor	Yes
Proximity sensor	Yes

Networks	
E2003	UMTS HSPA+ 900 (Band VIII), 850 (Band V), 1900 (Band II), 2100 (Band I) MHz GSM GPRS/EDGE 850, 900, 1800, 1900 MHz LTE Bands 1, 2, 3, 5, 7, 8, 20
E2006	UMTS HSPA+ 850 (Band V), 1700 (Band IV), 1900 (Band II), 2100 (Band I) MHz GSM GPRS/EDGE 850, 900, 1800, 1900 MHz LTE Bands 2, 4, 5, 7, 12, 13, 17
E2053	UMTS HSPA+ 850 (Band V), 900 (Band VIII), 1700 (Band IV), 1900 (Band II), 2100 (Band I) MHz GSM GPRS/EDGE 850, 900, 1800, 1900 MHz LTE Bands 1, 2, 3, 4, 5, 7, 8, 28
Data transfer speeds	
GSM GPRS (upload and download)	Up to 85.6 kbps
GSM EDGE (upload and download)	Up to 237 kbps
UMTS HSUPA (upload)	Cat. 6, up to 5.76 Mbps
UMTS HSDPA (download)	Cat. 24, up to 42.2 Mbps
LTE (upload)	Cat. 4, up to 50 Mbps
LTE (download)	Cat. 4, up to 150 Mbps
Battery performance	
Talk time (GSM)	Up to 10 hours 24 min.**
Standby time (GSM)	Up to 696 hours**
Talk time (UMTS)	Up to 10 hours 24 min.**
Standby time (UMTS)	Up to 653 hours**
Standby time (LTE)	Up to 572 hours**
Music listening time	Up to 48 hours 24 min.**
Video playback time	Up to 6 hours 24 min.**
Battery (Embedded)	2300 mAh, minimum

* Memory comprises approximately 2.5 GB of firmware, plus 4.8 GB of "Internal Storage" for music, pictures and movies, and downloaded applications and their data. For more details about memory, see "Memory in Android™ devices" on page 17.

** Values are according to the GSM Association Battery Life Measurement Technique as performed in controlled laboratory conditions. Actual time may vary.

NOTE: Battery performance may vary depending on network conditions and configurations, and device usage.

NOTE: Performance metrics are measured under laboratory conditions.

Categorised feature list



Camera

5 MP camera
 4x digital zoom
 Auto scene recognition
 AR Effect
 AR Fun
 Creative effects
 Face detection
 Face in
 Flash/Photo light
 Geotagging
 HDR for pictures
 Image/Video stabiliser
 Live on YouTube™ - by Xperia™*
 Multi camera (Only available for E2003)
 Movie creator
 Object tracking
 Portrait Retouch
 Quick Launch
 Red-eye reduction
 Scene recognition
 Self-timer
 Send to web
 Smile Shutter™
 Sound Photo
 Social live*
 Sweep Panorama
 Timeshift burst
 Touch capture
 Video recording (HD 1080p)
 White balance






Music

3D Surround Sound (VPT)
 Album art
 Bluetooth® stereo (aptX®, A2DP)
 ClearAudio+
 Clear Bass™
 Clear Phase™
 Clear stereo
 Dynamic normaliser
 Manual equaliser
 SensMe™
 TrackID™ music recognition*
 Walkman® application
 xLoud™ Experience






Search

Bookmarks
 Google Chrome™*
 Google Play™
 Google™ search*
 Google Voice™ Search*
 Google Maps™ for Mobile with Street view*
 Web browser (WebKit™)*

 <p>Communication Answering machine* Call list Conference calls Facebook™ application* Google+* Hangouts™* HD voice support Loud Speaker Noise suppression Speakerphone Voice enhancement Xperia™ Socialife*</p>	 <p>Messaging Conversations Email Google mail™* Handwriting recognition Instant messaging Multimedia messaging (MMS) Predictive text input Text messaging (SMS)</p>	 <p>Design Battery STAMINA mode Gesture input Illumination effect On-screen 12-key keyboard On-screen QWERTY keyboard Picture wallpaper Screen capturing Simple UI Throw Touch screen Ultra STAMINA mode Voice input</p>
--	---	--

* This service is not available in all markets.

 <p>Entertainment Media browser PlayMemories* Radio (FM radio with RDS) SensMe™ slideshow Sony Entertainment Network** YouTube™*</p>	 <p>Organiser Airplane mode Alarm clock Calculator Calendar Contacts Setup guide Sketch Stopwatch Timer</p>	 <p>Connectivity 3.5 mm audio jack (CTIA) aGPS* Bluetooth® 4.1 wireless technology Cast screen DLNA Certified® GLONASS Media Go™* Media Transfer Protocol support Micro USB support Native USB tethering Media Go™* NFC (Only available for E2003) PC Companion Screen mirroring Smart Connect Synchronisation via Facebook™ Synchronisation via Google™ Synchronisation via Microsoft® Exchange ActiveSync® Synchronisation via SyncML™ USB charging USB High speed 2.0 support USB mass storage Wi-Fi® Wi-Fi® Hotspot functionality</p>
---	---	--

** This service is not available in all markets.*

*** Sony Entertainment Network with Music Unlimited is not available in every market. Separate subscription required. Additional terms and conditions apply.*

Technologies in detail

The information presented in this section is a general overview of the technology incorporated into the product. However, hardware and software levels of compliance to standards and specifications vary between products and markets. For more information, contact Sony Mobile Developer World or the relevant Sony representative.

Accessibility and Usability

Accessibility and Usability	
Talkback*	Yes
Captions*	Yes
Magnifications gestures*	Yes
Large Text*	Yes
High Contrast Text*	No
Power button ends call*	Yes
Auto-rotation*	Yes
Speak Passwords*	Yes
Accessibility Shortcuts*	Yes
Text – to – Speech*	Yes
Touch and hold delay*	Yes
Color Inversion*	No
Color correction*	No

* Android Lollipop feature. Subject to possible change in future releases of Google™ Android™.

Device-to-device communications (local)

Bluetooth® wireless technology

Bluetooth® profiles supported	Advanced Audio Distribution Profile v1.2 Audio /Video Remote Control Profile v1.5 Hands Free Profile v1.6 Human Interface Device Profile Headset Profile v1.2 Message Access Profile v1.0 Object Push Profile v1.1 Personal Area Networking Profile Phone Book Access Profile v1.1 SIM Access Profile v1.1
Core version and supported core features	Version 4.1
Other supported features	aptX® CD quality audio streaming over Bluetooth® connection
Connectable devices	Products that support at least one of the profiles listed above. Bluetooth 4.1 accessories generally require installation of a supporting application.

More information:

www.sonymobile.com/developer

www.bluetooth.com

Wi-Fi®

Supported standards	IEEE 802.11 a/b/g/n and Wi-Fi® Wi-Fi Direct®, Wi-Fi Protected Setup, Wi-Fi CERTIFIED Miracast™
Connectable devices	Wi-Fi® access points Wi-Fi Direct® compatible devices
Frequency band	2.4 GHz and 5 GHz
Data transfer rate	Up to 150 Mbit/s
Security	Open Authentication Shared Authentication EAP-SIM EAP-AKA EAP-TLS EAP-TTLS/MSCHAPv2 PEAPv0/EAP-MSCHAPv2 PEAPv1/EAP-GTC WPA Personal and WPA2 Personal WPA Enterprise and WPA2 Enterprise
Encryption	WEP 64 bit, WEP 128 bit, TKIP and CCMP (AES)
Power save	WMM-UAPSD
QoS	WMM

DLNA Certified® (Digital Living Network Alliance)

Supported Device Classes	<p>M-DMS – Mobile Digital Media Server Media Types: image, video and music Summary: The digital media server exposes the media files in your device to a Wi-Fi® network. The files can then be accessed from other DLNA Certified® clients.</p> <p>M-DMP – Mobile Digital Media Player Media Types: image, video and music Summary: Play content stored on another device, for example, a server or a PC, directly on your device.</p> <p>M-DMC – Mobile Digital Media Controller Media Types: image, video and music Summary: Digital Media Controllers find content offered by a DMS or M-DMS and match it to the rendering capabilities of a DMR — setting up the connections between the DMS and DMR.</p> <p>+PU+ Media Types: image, video and music Summary: Play media in your device on another device, such as a TV or a PC using 2 box push technology. +PU+ is integrated in the Album, Movies and Walkman® applications.</p> <p>+DN+ Media Types: image, video and music Summary: Download content stored on another device, for example, a server or a PC, and play the downloaded content directly on your device.</p> <p>+UDO+ Media Types: image, video and music Summary: The digital media server also has the capability to get uploaded files from other DLNA Certified® clients.</p>
Supported Bearers	Wi-Fi® Wi-Fi Direct™
DRM Support	The DLNA Certified® implementation does not support DRM-protected content.

Messaging

MMS (Multimedia Messaging Service)

According to OMA Multimedia Messaging Service v1.0 + SMIL

Email

Bearer type (IP)	GPRS, EGPRS, UMTS, Wi-Fi®, LTE
Character sets	BIG5 Traditional Chinese GB2312 Simplified Chinese GB18030 ISO-2022-JP Japanese ISO-8859-1 ISO-8859-2 Eastern Europe ISO-8859-5 Cyrillic ISO-8859-7 Greek ISO-8859-9 Turkish ISO 8859-11 KOI8-R Cyrillic Shift_JIS Japanese USASCII UTF-16 UTF-8 Windows® 874 Windows® 1251 Cyrillic Windows® 1252 Windows® 1254 Turkish Windows® 1258 Vietnamese
Protocols	POP3 and IMAP4
Push email	Microsoft® Exchange ActiveSync® (EAS)
Secure email	SSL/TLS, both port methods (POPS/IMAPS) and START-TLS
HTML mail	Yes (read only)

More information:

www.sonymobile.com/developer

www.openmobilealliance.org

Positioning – location based services

Supported standards:

- OMA Secure User Plane Location (SUPL) v1.0
- 3GPP™ Control Plane location (including Emergency location), only supports E911

Provisioning (OMA CP)

OMA CP version 1.1

Multimedia (audio, image and video)

Audio Playback	Decoder format	Supported in file format
	Audio decoding MPEG-1/2/2.5, audio layer 3	MP3 (.mp3), 3GPP (.3gp), MP4 (.mp4, .m4a)
	AAC, AAC+, eAAC+	3GPP (.3gp), MP4 (.mp4)
	AMR-NB, AMR-WB	3GPP (.3gp), MP4 (.mp4)
	General MIDI (GM)	SMF (.mid)
	Linear PCM 16 bit	WAV (.wav)
	OTA	OTA (.ota)
	Ogg vorbis	Ogg vorbis (.ogg)
	WMA	ASF (.wma)
Audio Recording	Encoder format	Supported in file format
	AMR-NB, AMR-WB	3GPP (.3gp), MP4 (.mp4), AMR (.amr)
	AMR-NB, AMR-WB, AAC-LC stereo Sample rate: 49 kHz Bit rate: up to 128 kbps	3GPP (.3gp), MP4 (.mp4)
Image Playback	Decoder format	Supported in file format
	1, 4, 8, 16, 24 and 32 bpp and RLE encoded formats	BMP (.bmp)
	Single and multi-frame, bitmap mask support (GIF87a format and GIF89a format)	GIF (.gif)
	Joint Photographic Experts Group	JPEG (.jpg)
	Portable Network Graphics Bitmap mask support	PNG (.png)
	Webp	Webp (.webp)
Image Capture	Encoder format	Supported in file format
	Joint Photographic Experts Group	JPEG (.jpg)
Video Playback	Decoder format	Supported in file format
	MPEG-4 Visual Simple Profile	3GPP (.3gp), MP4 (.mp4)
	H.264	3GPP (.3gp), MP4 (.mp4)
	H.263 Profile 0	3GPP (.3gp)

Video Recording	Encoder format	Supported in file format
	- Video H.263 Profile 0, H.264 High Profile - Audio: AAC-LC stereo Bit rate: 10 Mbps AMR-NB	3GPP (.3gp), MP4 (.mp4)
Audio/Video Streaming	Streaming transport	RTSP according to 3GPP™ HTTP streaming

Synchronisation (OMA DS, EAS, Google Sync™)

OMA Data Synchronisation protocol versions 1.1.2 and 1.2

OMA Data Formats: vCard 2.1, vCalendar 1.0

Microsoft® Exchange ActiveSync® protocol version 2.5

Microsoft® Exchange ActiveSync® protocol version 12.0

Microsoft® Exchange ActiveSync® protocol version 14.0

Microsoft® Exchange ActiveSync® protocol version 14.1

Google Sync™

Related information:

www.sonymobile.com/developer

Web browser

Google Chrome™ for Android™ is pre-installed in markets/regions where no restrictions apply.

Related information:

<https://play.google.com/store/apps/details?id=com.android.chrome>

Memory in Android™ devices

To use Android devices efficiently, users should be aware of the different types of device memory. This knowledge is important in order to understand, for example, where data such as music, photos and videos is saved; how many apps can be downloaded from Google Play™; and how photos can be copied to a PC.

Information regarding memory presented in this section may be useful to developers when optimising applications for mobile devices.

Generally, all Android devices share the same basic memory setup. What differs is how much memory is available to you via the different types of memory, and whether your device uses an external SD card or an internal memory chip. Any information specific to the particular device model described in this White Paper is noted as such.

Types of memory

The types of memory described and numbered below are consistent with the terminology used in Sony mobile device menus and in other content relating to 2015 Xperia™ devices:

1. **Dynamic Memory** (also known as RAM) is used by applications that run when the device is turned on. The amount of Dynamic Memory influences how many applications and operating system services can run at the same time. The Android operating system automatically closes applications and services that are not being used.

However, such automatic functionality has limits. For example, if a lower amount of free RAM is available to applications after a new release of the operating system (due to increased capabilities in the system), device speed will eventually be impacted. This is the main reason that a device cannot be indefinitely upgraded to newer releases of Android™.

If you experience problems with RAM, for example, if the device runs slower than usual or if the Home application restarts frequently when you leave an application, you should minimise the use of apps that run all the time. Social networking apps that connect and update their data online and animated backgrounds are examples of apps that are always running and affect RAM performance. To minimise RAM issues, you could also consider using a static wallpaper instead of a live wallpaper.

To see which apps and services are currently active, go to **Settings > Apps > Running**. You should have at least 100 MB, and ideally 200 MB or more, of free RAM to avoid slowdowns and application restarts.

You should also be aware that if you update the device to a later Android release, the load on the built-in Dynamic Memory will increase due to the addition of more features. As a result, the device may run slower after an update.

The Xperia™ E4g has 758 MB of RAM available to the Android OS and any installed applications. 350 MB of the total RAM is in use during normal operation when the user starts using the device out of the box.

2. **System Memory** (also known as “System partition” or “/system”) is used for the Android OS and for most applications that are pre-loaded from the factory. This type of memory is normally locked, and can only be changed through a firmware upgrade. There is usually some free space available in this section of memory. However, since it is locked, you cannot save apps, photos or any other content to this memory. System Memory is reserved for future firmware upgrades, which almost always need more memory than the original firmware. You cannot see or influence the use of this memory.

3. Internal Storage is referred to as "working" memory. It can be compared to the C: drive on a PC or to the startup disk on a Mac.

This type of memory is used to store all application downloaded from the Google Play™ Store (and other sources) as well as their settings and data (such as emails, messages and calendar events, for example). All applications have an allocated area for application data. Memory dedicated to an application is inaccessible to other applications.

Some game applications also store content such as game music and game level information outside their own designated area. In most cases, an application can choose to save its data in a location of its own choosing (outside the protected application settings area). Generally, such content is not deleted when an application is uninstalled; it must be removed manually by connecting the device to a computer with a USB cable, or by using a file manager application.

Internal storage is also used for all added user content. For example, photos taken using the device's camera, media files downloaded from the Internet and file transfers are stored in this area. Typical user content includes:

- photos
- movies
- music
- Email attachments

Internal Storage will tend to fill up as a result of normal usage. Devices with a large initial Internal Storage can handle more applications and store more user content.

If the Internal Storage starts to get full, the device slows down, and in some cases it might no longer be possible to install more apps. You should always ensure that you have at least 100 MB of free Internal Storage. If not, you should consider removing some apps that you seldom use, or move content that you do not frequently access to external storage.

You can see approximately how much Internal Storage is free in **Settings > Storage > DEVICE MEMORY**. You can also view more details about how much memory is used by applications under **Settings > Apps**. In the Xperia™ E4g, about 4.8 GB of Internal Storage is available out of the box.

Please note that in Sony Mobile 2015 products, "Internal Storage" is now the combination of what was previously known as "Device Memory" or "Phone Memory" (for applications and their data – also previously known as "/data") and "Internal Storage" (for user's content – also previously known as "/sdcard"). The changes in Internal Storage were made so that memory usage could be more flexible and to allow encryption of user content.

Memory card slot

Some products include both a large internal memory and a built-in memory card reader. Android manages devices with a built-in memory card reader and internal memory differently from a device that includes only a built-in memory card reader.

Since most applications expect only a single location for storage, such applications will not generally allow you to SAVE anything to the memory card (i.e., they do not offer the option to choose a storage location). However, some applications (for instance, the Sony Mobile "Camera" application) may actually allow you to do so. Other applications, for example, backup applications such as the Sony Mobile "Memory" application, will by definition be configured to copy content from the Internal Storage to the external SD card.

On the other hand, when it comes to reading from an external SD Card, you will be able to access content (for example, videos, photos and music) on a memory card inserted in this slot without any special consideration since the Android system searches all available memory for content. Therefore, such products may be regarded as supporting a fourth type of memory, called “External Card” or “SD Card”.

4. **SD Card** (known as “/ext_card” from a programmer’s point of view, or by other names in other Android products) is the name for the removable SD memory card in all 2015 Sony Mobile products. As described in the previous section, this External Card memory is generally more limited in that any application can read from it, but many applications cannot save to this card. Only a few applications, including backup applications and file manger applications, have the capability to save to this card.

Backing up data to different memory types

Generally, you should not save photos, videos and other personal content solely on the internal memory of a device. If something should happen with the hardware, or if the device is lost or stolen, the data stored on the device’s internal memory is gone forever.

In a device where an SD card reader is the main memory, it is relatively easy to take the card out and copy all content to a PC or Mac, or to an entertainment device with a memory card slot. In a product featuring Internal Storage as the main memory, it is not possible to physically remove the memory. Instead, any critical or high-value content must either be copied to an external SD card by a special backup application, transferred to remote storage over a network (mobile or Wi-Fi), or to a computer via a USB cable.

To facilitate the transfer of data via a cable, the Xperia™ E4g supports Media Transfer Protocol (MTP), which makes it possible to easily transfer content back and forth between your device and a Windows® PC. For Apple™ Mac® computers, a special application called Sony™ Bridge for Mac is available with built-in support for MTP. This application can be downloaded from the Xperia™ E4g support page.

Note that you do not need to back up or make a copy of applications that you have downloaded from the Google Play™ Store. They can normally be downloaded again after you have set up your Google account to work in a new device (or in a device where the memory has been completely erased).

Note 1:

Some Android devices, including Sony Mobile devices from 2012 and Sony Ericsson devices from 2011 and earlier, do not use a single “Internal Storage” for both applications (and their data) and user content. Instead, these devices use either an external SD card for user content, or a corresponding area of internal memory to reproduce the functionality of an SD card. In such devices, there is a fixed limit between the application area (“/data”) and the user content area (“/sdcard”), with the result that user content can build up and reach this limit. When the user content reaches this limit, no additional data can be added using any application. For example, the camera application would no longer be able to capture additional photos even if a considerable amount of free space was available in the application area. This limit also applies to the application area. Downloading and installing new applications would not be possible even if there was enough free memory in the user content area.

Note 2:

Some devices with integrated storage have abandoned the distinction between the application area and the content area when it comes to a Factory Data Reset. As a result, there is no option in such devices to perform a Factory Data Reset and preserve content. In such devices, all content is completely deleted from the device when a reset is performed.

In contrast, Sony Mobile’s memory integration solution makes it possible to preserve user content in this situation. Therefore, when performing a Factory Data Reset, the default action will still be to only remove applications and their data, and an option box must be checked if all content is to be removed as well (as might be desirable when selling the device second-hand).

Note 3:

For a developer, it is important to note that from a programming point of view the location names used to refer to the different memory areas described in Note 1 are still valid, i.e., the area used for applications (“/data”) is still present, as is the area used for content (“/sdcard”).

In reality, “sdcard” is a “symbolic link” to “/data/media”. However, from inside an Android application, “/sdcard” can still be used. For example, you can use “sdcard/DCIM/100Android” to find all camera images. The continued use of “/sdcard” to access the content area ensures compatibility across different products and Android releases in this regard.

Trademarks and acknowledgements

All product and company names mentioned herein are the trademarks or registered trademarks of their respective owners. Any rights not expressly granted herein are reserved. All other trademarks are property of their respective owners.

Visit www.sonymobile.com for more information.