

# SONY®

## White paper

January 2018



# Xperia™ Z3 Compact

D5803/D5833

Note: Screen images are simulated.

# Purpose of this document

---

Sony product White papers are intended to give an overview of a product and provide details in relevant areas of technology.

# Document history

---

Version		
September 2014	First released version	Version 1
November 2014	Second released version	Version 2
November 2014	Third released version	Version 3
June 2015	Fourth released version	Version 4
April 2016	Fifth released version	Version 5
January 2018	Sixth released version	Version 6

# Sony Mobile Developer World

---

For the latest technical documentation and development tools, go to [www.sonymobile.com/developer](http://www.sonymobile.com/developer).

This White paper is published by:

Sony Mobile Communications Inc.,  
4-12-3 Higashi-Shinagawa, Shinagawa-ku,  
Tokyo, 140-0002 Japan

[www.sonymobile.com](http://www.sonymobile.com)

© Sony Mobile Communications Inc., 2009-2018.  
All rights reserved. You are hereby granted a  
license to download and/or print a copy of this  
document.  
Any rights not expressly granted herein are  
reserved.

First released version (2014)  
Publication number: 1291-0438.1

This document is published by Sony Mobile  
Communications Inc., without any warranty\*.  
Improvements and changes to this text  
necessitated by typographical errors,  
inaccuracies of current information or  
improvements to programs and/or equipment  
may be made by Sony Mobile Communications  
Inc. at any time and without notice. Such  
changes will, however, be incorporated into new  
editions of this document. Printed versions are to  
be regarded as temporary reference copies only.

\*All implied warranties, including without  
limitation the implied warranties of  
merchantability or fitness for a particular  
purpose, are excluded. In no event shall Sony or  
its licensors be liable for incidental or  
consequential damages of any nature, including  
but not limited to lost profits or commercial loss,  
arising out of the use of the information in this  
document.

# Table of contents

<b>Product overview .....</b>	<b>4</b>
Highlights .....	4
Facts – dimensions, weight, performance and networks .....	6
Categorised feature list .....	9
<b>Technologies in detail .....</b>	<b>13</b>
Accessibility and Usability .....	13
Device-to-device communications (local) .....	14
Bluetooth® wireless technology .....	14
Wi-Fi® .....	15
ANT+™ wireless technology .....	15
DLNA Certified® (Digital Living Network Alliance) .....	16
Messaging .....	17
MMS (Multimedia Messaging Service).....	17
Email .....	17
Positioning – location based services .....	18
Provisioning (OMA CP) .....	18
Multimedia (audio, image and video) .....	19
Synchronisation (OMA DS, EAS, Google Sync™) .....	21
Web browser .....	21
Memory in Android™ devices .....	22
Trademarks and acknowledgements .....	26

# Product overview

## Highlights

---

- 20.7MP camera: high quality images and videos
- High dust and water resistance rating – IP65/68: Up to 30 minutes in 1.5 metres of water
- Up to 2 day battery life: long lasting performance
- Features “Smart Social Camera” platform with unique camera apps from Sony

### **The highest resolution camera and camcorder in a waterproof compact smartphone**

Sony’s innovative technologies provide you with everything you need to capture those magic moments in stunning clarity. The Xperia™ Z3 Compact’s 1/2.3” Exmor™ RS for mobile sensor and BIONZ™ for mobile processing engine work together to savour every single detail – for photos and videos as sharp and vivid as the moment itself. Plus, you can fit even more into every shot with the new 25mm wide-angle Sony G Lens, so your friends never have to squeeze in closer again.

Want the perfect picture of a summer sunset or a stunning snapshot indoors in low-light? As the world’s first smartphone with ISO 12800 sensitivity, the Xperia™ Z3 Compact can create amazing photos even in low-light conditions.

Shooting a steady video with an ordinary smartphone isn’t easy. But with the Xperia™ Z3 Compact, it’s a different story. Sony’s new and improved SteadyShot™ technology with Intelligent Active Mode™ means every video you shoot will be beautifully blur-free. Intelligent Active Mode™ compensates for your movements, analysing dozens of backwards and forward frames, to predict your next steps and make panning smoother and images more stable. Also, you can record everything in super-clear 4K resolution, for memories that look just like the real thing.

### **Compact waterproof design with uncompromised performance**

It’s fully waterproof up to a rating of IP65/IP68, so you can take your Xperia™ Z3 Compact with you wherever you go – whether you’re answering a call in the rain or taking pictures in the pool. So whatever you choose to do, your compact and durable Xperia™ Z3 Compact will never let you down.

### **A battery built to last\***

Combining the market leading Snapdragon 801 processor and our superior battery performance with Doze & App Standby, the Xperia™ Z3 Compact is not only beautiful to look at, but also a bundle of power. So whether you want to listen to your favourite albums online, download important documents or lose yourself in the latest movies, the Xperia™ Z3 Compact pushes the capabilities of power to give you an impressive two-day battery life. Do everything you want to do and more – without interruption. This device can reach speeds of up to 2.5 GHz, so you can browse the web lightning-fast, download important documents and stream the latest movies, all without the need to take a breather.

\* Based on multiple battery performance testings conducted between July and September 2014 in a laboratory under an active use conditions reflective of the Typical Smartphone User by Sony Mobile Communications AB. For more information, go to: [www.sonymobile.com/testresults](http://www.sonymobile.com/testresults).

## **Great is a world of entertainment at your fingertips with breathtaking quality**

Lose yourself in an unrivalled entertainment experience and enjoy photos, music, games and more with Sony Media Apps and the Xperia™ Z3 Compact. From your Xperia home screen, the Music application, Movies and Album apps provide quick access to a whole world of entertainment, ready and waiting for you to explore.

At Sony, we've spent years developing the best sound technology for crystal clear listening and astounding acoustic performance. So, your music can sound better in every circumstance, from a quiet environment to a bustling everyday location. And with Sony's Digital Noise Cancelling technology, exterior noise can be reduced by up to 98% when paired with headset MDR-NC31EM.

Our digital amp technology, uniquely developed for high-resolution audio, reduces distortion and noise at wider frequency ranges, to reproduce high frequency sound in amazing detail. Plus, you can immerse yourself in superior audio and upscale your low-resolution music to enjoy it in better quality with DSEE HX.

And for the gamer in you, jump into the action with Remote play – our revolution in gaming technology. Exclusive to Xperia™ smartphones and tablets, Remote play lets you enjoy PS4 gaming by connecting your Xperia™ Z3 Compact remotely to your PS4. So, if you've been kicked off the TV or want to relax someone else in the house, carry on playing and continue the game on your smartphone.

## **It's all about the apps**

Don't just use your camera to take photos. With a multitude of apps available to brighten up your photo and video shooting experience, you can entertain yourself for hours. Try out Face in, Movie Creator, Live on YouTube™ - by Xperia™ and Multi-camera, for example, to see what Sony's social camera platform is all about.

## Facts – dimensions, weight, performance and networks

---

<b>Operating system</b>	Google™ Android™ 6.0 Marshmallow
<b>Processor</b>	2.5 GHz Qualcomm Snapdragon 801 MSM8974AC Quad Core
<b>GPU</b>	Adreno 330
<b>Size</b>	127 x 64.9 x 8.6 mm
<b>Weight</b>	129 grams
<b>Available colours</b>	White Black Orange Green
<b>SIM card</b>	nano SIM
<b>Main screen</b>	
Colours	16,777,216 colour TFT
Resolution	1280x720 pixels
Size (diagonal)	4.6 inches
<b>Input mechanisms</b>	
Text input	On-screen QWERTY keyboard
Touch screen	Capacitive
Touch gesture	Yes – multi-touch, up to 10 fingers supported
<b>Memory</b>	
RAM	2 GB
Flash memory	Up to 16 GB*
Expansion slot	microSD™ card, up to 128 GB (SDXC supported)
<b>Camera</b>	
Camera resolution	20.7 MP
Digital zoom	8x
Clear image zoom	3x
Photo light	Yes – Pulsed LED
Video recording	Yes – HD 4K
Front Camera	Yes – HD 1080p for video chat and 2.2 MP** for camera capture

ISO	ISO 3200 maximum in manual mode
	ISO 12800 maximum in Low Light (auto) mode for photo
	ISO 2000 maximum in Night scene mode for video
Minimum focus distance	120 mm
<b>Sensors</b>	
Accelerometer	Yes
Proximity sensor	Yes
Ambient light sensor	Yes
Magnetometer	Yes
Gyroscope	Yes
Barometer sensor	Yes
Game rotation vector	Yes
Geomagnetic rotation vector	Yes
Step counter	Yes
Step detector	Yes
Significant motion detector	Yes
<b>Networks</b>	
D5803	UMTS HSPA+ 850 (Band V), 900 (Band VIII), 1700 (Band IV), 1900 (Band II), 2100 (Band I) MHz GSM GPRS/EDGE 850, 900, 1800, 1900 MHz LTE (Bands 1, 2, 3, 4, 5, 7, 8, 13, 17, 20)
D5833	UMTS HSPA+ 850 (Band V), 900 (Band VIII), 1900 (Band II), 2100 (Band I) MHz GSM GPRS/EDGE 850, 900, 1800, 1900 MHz LTE (Bands 1, 3, 5, 7, 8, 28) TD LTE Band 40
<b>Data transfer speeds</b>	
GSM GPRS	Up to 107 kbps
GSM EDGE	Up to 296 kbps
HSUPA (upload)	Cat 6, up to 5.8 Mbps
HSDPA (download)	Cat 24, up to 42 Mbps
LTE (upload)	Cat 4, up to 50 Mbps
LTE (download)	Cat 4, up to 150 Mbps
<b>HAC/TTY</b>	
HAC	M3/T4

TTY	Yes
<b>Talk time (GSM)</b>	Up to 12 hours***
<b>Standby time (GSM)</b>	Up to 880 hours***
<b>Talk time (UMTS)</b>	Up to 14 hours***
<b>Standby time (UMTS)</b>	Up to 920 hours***
<b>Standby time (LTE)</b>	Up to 800 hours***
<b>Music listening time</b>	Up to 110 hours***
<b>Video playback time</b>	Up to 10 hours***
<b>Battery (embedded)</b>	2600 mAh minimum

\* Memory comprises approximately 2.76 GB of firmware, plus 11.79 GB of “Internal storage” for music, pictures and movies, and downloaded applications and their data. For more details about memory, see “Memory in Android™ devices” on page 22.

\*\* Xperia™ Z3 Compact uses a 2.2 MP front camera sensor utilizing 2 MP maximum effective picture resolution in 16:9 JPEG aspect ratio.

\*\*\* Values are according to the GSM Association Battery Life Measurement Technique as performed in controlled laboratory conditions. Actual time may vary.

**NOTE:** Battery performance may vary depending on network conditions and configurations, and device usage.

**NOTE:** Performance metrics are measured under laboratory conditions.



## Categorised feature list



### Camera

20.7 MP camera with Sony Exmor RS™ for mobile image sensor  
 8x digital zoom  
 25 mm wide-angle Sony G lens  
 AR Effect  
 Auto focus  
 Background Defocus  
 BIONZ processing engine  
 Burst mode  
 Creative effect  
 HDR for photos and movies  
 High frame rate - 120 fps  
 Face detection  
 Face in  
 Flash/Photo light  
 Front-facing camera (2.2 MP\*\*\*\* 1080p) with Sony Exmor R™ for mobile image sensor  
 Geotagging  
 Image stabiliser  
 Large 1/2.3" sensor  
 Live on YouTube™ - by Xperia™\*  
 Multi-camera  
 Object tracking  
 Quick Launch  
 Red-eye reduction  
 Scene recognition  
 Self-timer  
 Send to web  
 Sequential video recording  
 Smile Shutter™  
 Social live\*  
 Sound Photo  
 SteadyShot™  
 Superior Auto  
 Sweep Panorama  
 Timeshift burst  
 Timeshift video  
 Touch capture  
 Touch focus  
 Video recording (4K)  
 Vine\*  
 White balance






### Music




3D Surround Sound (VPT)  
 Bluetooth® stereo (aptX®, A2DP)  
 ClearAudio+  
 Clear Bass™  
 Dynamic normaliser  
 Hi-Res audio via 3.5mm audio jack and USB  
 Hi-Res audio (LPCM, FLAC, ALAC, DSD)  
 Low power audio playback\*\*\*  
 Music application  
 Music tones (MP3/AAC)  
 S-Force Front surround  
 Stereo speakers  
 TrackID™ music recognition\*



### Google

Bookmarks  
 Google Chrome™\*  
 Google Play™\*  
 Google™ search\*  
 Google Voice™ Search\*  
 Google Maps™ for Mobile with Street view\*  
 Info-eye™\*  
 Pan & zoom  
 Web browser\*  
 What's new

 <p><b>Call</b></p> <ul style="list-style-type: none"> <li>Answering machine*</li> <li>Call list</li> <li>Enriched Calling</li> <li>Google+*</li> <li>Hangouts™*</li> <li>Noise suppression</li> <li>Polyphonic ringtones</li> <li>Slow talk</li> <li>Smart call handling</li> <li>Speakerphone</li> <li>Talk equaliser</li> <li>Voice enhancement</li> <li>VoLTE*</li> <li>Xperia™ Socialife*</li> </ul>	 <p><b>Messaging</b></p> <ul style="list-style-type: none"> <li>Conversations</li> <li>Email</li> <li>Google Mail™*</li> <li>Handwriting recognition</li> <li>Instant messaging</li> <li>Multimedia messaging (MMS)</li> <li>Predictive text input</li> <li>Sound recorder</li> <li>Text messaging (SMS)</li> </ul>	 <p><b>Design</b></p> <ul style="list-style-type: none"> <li>Auto rotation</li> <li>Bluetooth® unlock</li> <li>Direct touch</li> <li>Doze &amp; App Standby</li> <li>Face Unlock</li> <li>Gesture input</li> <li>Smart backlight control</li> <li>Smart screen rotation</li> <li>IPX5 and IPX8 (waterproof)**</li> <li>IP6X (Dust tight)</li> <li>Live Color LED</li> <li>On-screen QWERTY keyboard</li> <li>Screenshot capturing</li> <li>Screen video recording</li> <li>Small Apps</li> <li>Super-vivid mode</li> <li>Throw</li> <li>Xperia™ Home</li> <li>X-Reality™ for mobile</li> <li>Touch screen</li> <li>TRILUMINOS™ Display for mobile</li> <li>Voice input</li> <li>Wallpaper</li> </ul>
--	--	---

 <p><b>Entertainment</b></p> <p>3D games Lifelog Media browser Motion gaming Movie creator Radio (FM radio with RDS) Reader mode* Remote play Sony Entertainment Network*</p> <p>Video streaming YouTube™*</p>	 <p><b>Organiser</b></p> <p>Airplane mode Alarm clock Calculator Calendar Contacts Document readers/editors Doze &amp; App Standby eCompass™ Setup guide Sketch Stopwatch Timer</p>	 <p><b>Connectivity</b></p> <p>3.5 mm audio jack Digital Noise Cancelling (DNC) ANT+™ sport, fitness, health support aGPS* BeiDou Bluetooth® 4.1 wireless technology Cast screen Charging Dock Connector Device Connection DLNA Certified® GLONASS HDCP Hi-Res Audio via 3.5 mm audio jack and USB MHL 3.0 support + 5-pin support Media Transfer Protocol support Micro USB support MirrorLink NFC Screen mirroring Synchronisation via Facebook™ Synchronisation via Google™* Synchronisation via SyncML™ Synchronisation via Exchange ActiveSync® USB charging USB Connection mode USB High speed 2.0 support USB Host Xperia™ Companion Xperia Link™ Wi-Fi® Wi-Fi CERTIFIED Miracast® Wi-Fi® Hotspot functionality</p>
---	--	---

\* This service is not available in all markets.

\*\* In compliance with IP65 and IP68, this smartphone is protected against the ingress of dust and is waterproof. Provided that all ports and covers are firmly closed, the phone is (i) dust tight and (ii) protected against low pressure jets of water from all practicable directions in compliance with IP65; and/or (iii) can be kept under 1.50 m of fresh water for up to 30 minutes in compliance with IP68. Abuse and improper use of device will invalidate warranty. Find out more at [www.sonymobile.com/durability](http://www.sonymobile.com/durability).

\*\*\* This feature is only available when you play music using the Music application.

\*\*\*\* Xperia™ Z3 compact uses a 2.2 MP Front camera sensor utilizing 2 MP maximum effective picture resolution in 16:9 JPEG aspect ratio.

# Technologies in detail

**NOTE:** The information outlined below is general and levels of compliance to standards and specifications may vary between products and markets. For more information, contact Sony Mobile Developer World or your Sony contact person where applicable.

## Accessibility and Usability

---

Accessibility and Usability	
Talkback	Yes
Captions	Yes
Magnifications gestures	Yes
Large Text	Yes
High Contrast Text	No
Power button ends call	Yes
Auto-rotation	Yes
Speak Passwords	Yes
Accessibility Shortcuts	Yes
Text – to – Speech	Yes
Touch and hold delay	Yes
Color Inversion	No
Color correction	No
Hearing Aid Compatibility (HAC)	Yes
Teletypewriter (TTY)*	Yes

**NOTE:** These are Android features. Subject to possible change in future releases of Google™ Android™

\* The TTY feature is for deaf or hearing-impaired users.

## Device-to-device communications (local)

---

### Bluetooth® wireless technology

Bluetooth® profiles supported	Advanced Audio Distribution Profile v1.2 Audio/Video Remote Control Profile v1.3 Device Identification Profile v1.3 Generic Attribute Profile Client/Server over LE Handsfree Profile v1.7 (Wide band speech) Headset Profile v1.2 HID over GATT Profile v1.0 Human Interface Device Profile, Host role v1.0 Messaging Access Profile v1.2 Object Push Profile v1.2 Personal Area Networking Profile v1.0 Phonebook Access Profile v1.1 Serial Port Profile v1.2
Core version and supported core features	Version 4.1 Bluetooth Low Energy
Other supported features	aptX® CD quality audio streaming over Bluetooth® connection
Connectable devices	Products that support at least one of the Bluetooth® profiles listed above. Bluetooth® 4.1 accessories generally require installation of a supporting application.

More information:

[www.sonymobile.com/developer](http://www.sonymobile.com/developer)

[www.bluetooth.com](http://www.bluetooth.com)

## Wi-Fi®

Supported standards	IEEE 802.11a/b/g/n/ac and Wi-Fi® Wi-Fi Direct®, Wi-Fi Protected Setup™, Wi-Fi CERTIFIED Passpoint™, Wi-Fi CERTIFIED Miracast®
Connectable devices	Wi-Fi® access points Wi-Fi Direct® compatible devices
Frequency band	2.4 GHz/5 GHz
Data transfer rate	Up to 433 Mbit/s
Security	Open Authentication Shared Authentication EAP-SIM EAP-AKA EAP-AKA' EAP-TLS EAP-TTLS/MSCHAPv2 PEAPv0/EAP-MSCHAPv2 PEAPv1/EAP-GTC WPA Personal and WPA2 Personal WPA Enterprise and WPA2 Enterprise
Encryption	WEP 64 bit, WEP 128 bit, TKIP and CCMP (AES)
Power save	WMM®-UAPSD
QoS	WMM® WMM® Power Save

## ANT+™ wireless technology

Connectable devices	ANT+™ devices require download of a supporting application
Frequency band	2.4 GHz
Data transfer rate	Up to 60 Kbps
Encryption	AES-128
Topologies	One to Many, Many to One, Peer to Peer, Star, Practical Mesh

## DLNA Certified® (Digital Living Network Alliance)

Supported Device Classes	<p><b>M-DMS – Mobile Digital Media Server</b> Media Types: images, music and video Summary: The digital media server exposes the media files in your device to a Wi-Fi® network. The files can then be accessed from other DLNA CERTIFIED® clients.</p> <p><b>M-DMP – Mobile Digital Media Player</b> Media Types: image, music and video Summary: You can play content stored on another device, for example, a server or a PC, directly on your device.</p> <p><b>M-DMC – Mobile Digital Media Controller</b> Media Types: image, music and video Summary: A remote controller that lets the content in another device play on the other device.</p> <p><b>+PU+</b> Media Types: image, music and video Summary: You can play media in your device on another device, such as a TV or a PC using 2 box push technology. +PU+ is integrated in the Album, Movies and Music applications.</p> <p><b>+DN+</b> Media Types: image, music and video Summary: You can download content stored on another device, for example, a server or a PC, and play the downloaded content directly on your device.</p> <p><b>+UDO+</b> Media Types: image, music and video Summary: A media server uploading function that allows media files to be uploaded to Xperia devices from other DLNA certified clients.</p>
Supported Bearers	Wi-Fi® Wi-Fi Direct®
DRM Support	The DLNA Certified® implementation does not support DRM-protected content.

## Messaging

---

### MMS (Multimedia Messaging Service)

According to OMA Multimedia Messaging Service v1.0 + SMIL

### Email

Bearer type (IP)	GPRS, EGPRS, UMTS, LTE, Wi-Fi
Character sets	BIG5 Traditional Chinese GB18030 ISO-2022-JP Japanese ISO-8859-1 ISO-8859-2 Eastern Europe ISO-8859-5 Cyrillic ISO-8859-7 Greek ISO-8859-9 Turkish ISO 8859-11 KOI8-R Cyrillic Shift_JIS Japanese US-ASCII UTF-16 UTF-8 Windows® 874 Windows® 1251 Cyrillic Windows® 1252 Windows® 1254 Turkish Windows® 1258 Vietnamese
Protocols	POP3 and IMAP4
Push email	Microsoft® Exchange ActiveSync® (EAS) IMAP4 IDLE (RFC2177)
Secure email	SSL/TLS, both port methods (POPS/IMAPS) and STARTTLS
HTML mail	Yes (read only)

#### More information:

[www.sonymobile.com/developer](http://www.sonymobile.com/developer)

[www.openmobilealliance.org](http://www.openmobilealliance.org)



## Positioning – location based services

---

Supported standards:

- OMA Secure User Plane Location (SUPL) v1.0 and v2.0
- 3GPP™ Control Plane location (incl. Emergency location)
- Qualcomm® GPSTOneXtra™

Supported satellite systems:

- GPS
- GLONASS
- BeiDou

**NOTE:** GPS, GLONASS and BeiDou are used together to calculate the position. Positioning is available at more locations and is more accurate if all three systems are used. The benefits of using GLONASS and BeiDou are automatically available for all applications using the positioning APIs.

## Provisioning (OMA CP)

---

OMA CP version 1.1

## Multimedia (audio, image and video)

<b>Audio Playback</b>	<b>Decoder format</b>	<b>Supported file format</b>
	AAC-LC	MP4(.mp4), M4V(.m4v), 3GPP(.3gp, .3gpp), MPEG-2 TS(.ts, .m2ts, .tts), AVI(.avi), ADTS(.aac), M4A(.m4a)
	AAC+	MP4(.mp4), 3GPP(.3gp, .3gpp), MPEG-2 TS(.ts, .m2ts, .tts), AVI(.avi), ADTS(.aac)
	eAAC+	MP4(.mp4), 3GPP(.3gp, .3gpp), MPEG-2 TS(.ts, .m2ts, .tts), AVI(.avi), ADTS(.aac)
	AAC-ELD	MP4(.mp4), 3GPP(.3gp, .3gpp)
	ALAC	M4A(.m4a)
	AMR-NB	3GPP(.3gp, .3gpp), AMR(.amr)
	AMR-WB	3GPP(.3gp, .3gpp), AWB(.awb)
	DSD	DSF(.dsf), DSDIFF(.dff)
	FLAC	Matroska(.mkv), FLAC(.flac), MatroskaAudio(.mka)
	MIDI	SMF(.mid), XMF(.xmf), Mobile XMF(.mxmf), RTTTL(.rtttl), RTX(.rtx), OTA(.ota), iMelody(.imy)
	MP3	MP3(.mp3)
	PCM	AVI(.avi), Matroska(.mkv), MatroskaAudio(.mka), WAVE(.wav), AIFF(.aiff, .aif, .aifc)
	Opus	Matroska(.mkv), WebM(.webm), MatroskaAudio(.mka)
	Vorbis	Matroska(.mkv), WebM(.webm), MatroskaAudio(.mka), Ogg(.ogg)
	WMA	ASF(.wma)
<b>Audio Recording</b>	<b>Encoder format</b>	<b>Supported file format</b>
	AAC-LC	MP4(.mp4), ADTS(.aac)
	AAC+	MP4(.mp4)
	AAC-ELD	MP4(.mp4)
	AMR-NB	3GPP(.3gp), AMR(.amr)
	AMR-WB	3GPP(.3gp), AWB(.awb)

<b>Image Playback</b>	<b>Decoder format</b>	<b>Supported file format</b>
	BMP	BMP (.bmp)
	GIF	GIF (.gif)
	JPEG	JPEG (.jpg, .jpeg)
	PNG	PNG (.png)
	WebP	WebP (.webp)
<b>Image Capture</b>	<b>Encoder format</b>	<b>Supported file format</b>
	JPEG	JPEG (.jpg)
	PNG	PNG(.png)
	WebP	WebP(.webp)
<b>Video Playback</b>	<b>Decoder format</b>	<b>Supported file format</b>
	MPEG-4 Video	MP4(.mp4), M4V(.m4v), 3GPP(.3gp, .3gpp)
	H.263	MP4(.mp4), 3GPP(.3gp, .3gpp)
	H.264	MP4(.mp4), M4V(.m4v), 3GPP(.3gp, .3gpp), MPEG-2 TS(.ts, .m2ts, .tts), AVI(.avi), Matroska(.mkv)
	H.265	MP4(.mp4), Matroska(.mkv)
	VP8	Matroska(.mkv), WebM(.webm)
	VP9	Matroska(.mkv), WebM(.webm)
	Xvid	AVI(.avi)
<b>Video Recording</b>	<b>Encoder format</b>	<b>Supported file format</b>
	MPEG-4	MP4(.mp4), 3GPP(.3gp)
	H.263	MP4(.mp4), 3GPP(.3gp)
	H.264	MP4(.mp4), 3GPP(.3gp)
	H.265	MP4(.mp4)
	VP8	WebM(.webm)
<b>Audio/Video Streaming</b>	Streaming transport	HLS HTTP progressive streaming RTSP
<b>DRM</b>	DRM (Digital Rights Management) – Supports DRM-protected downloaded content	OMA OMA DRM v1.0 Marlin DRM Widevine Level 1 PlayReady DRM (available in specific regions)

## Synchronisation (OMA DS, EAS, Google Sync™)

---

OMA Data Synchronisation protocol versions 1.1.2 and 1.2

OMA Data Formats: vCard 2.1, vCalendar 1.0

Microsoft® Exchange ActiveSync® protocol version 2.5

Microsoft® Exchange ActiveSync® protocol version 12

Microsoft® Exchange ActiveSync® protocol version 12.1

Microsoft® Exchange ActiveSync® protocol version 14

Microsoft® Exchange ActiveSync® protocol version 14.1

Google Sync™

Related information:

[www.sonymobile.com/developer](http://www.sonymobile.com/developer)

## Web browser

---

Google Chrome™ for Android™ is pre-installed in markets/regions where no restrictions apply.

Related information:

<https://play.google.com/store/apps/details?id=com.android.chrome>

## Memory in Android™ devices

---

To use Android devices efficiently, users should be aware of the different types of device memory. This knowledge is important in order to understand, for example, where music, photos and videos are saved; how many apps can be downloaded from Google Play™; and how photos can be copied to a PC.

The below information is also of interest to developers who want to optimise their programs to make the best possible use of the resources in the device.

Generally, all Android devices share the same basic memory setup. What differs is how much memory is available to you via the different types of memory, and whether your device uses an external SD card or an internal memory chip. Any information specific to the particular device model described in this White Paper is noted as such.

### Types of memory

The types of memory described and numbered below are consistent with the terminology used in Sony mobile device menus and in other content relating to 2014 Xperia™ devices:

1. **Dynamic Memory** (also known as RAM) is used by applications that run when the device is turned on. The amount of Dynamic Memory influences how many applications and operating system services can run at the same time. The Android operating system automatically closes applications and services that are not being used.

However, such automatic functionality has limits. For example, if a lower amount of free RAM is available to applications after a new release of the operating system (due to increased capabilities in the system), device speed will eventually be impacted. This is the main reason that a device cannot be indefinitely upgraded to newer releases of Android™.

If you experience problems with RAM, for example, if the device runs slower than usual or if the Home application restarts frequently when you leave an application, you should minimise the use of apps that run all the time. Such apps could include, for example, applications that frequently download social networking service updates. You could also consider using a static wallpaper instead of a live wallpaper.

To see which apps and services are currently active, go to **Settings > Memory**. You should have at least 50 MB, and ideally 100 MB or more, of free RAM to avoid slowdowns and application restarts.

You should also be aware that if you update the device to a later Android release, the load on the built-in Dynamic Memory will increase due to the addition of more features, as mentioned above. As a result, the device may run slower after an update.

The Xperia™ Z3 Compact has about 2 GB of RAM available to the Android OS and applications, of which about 200 MB is already used out of the box.

2. **System Memory** (also known as “System partition” or “/system”) is used for the Android OS and for most applications that are pre-loaded from the factory. This type of memory is normally locked, and can only be changed through a firmware upgrade. There is usually some free space available in this section of memory. However, since it is locked, you cannot save apps, photos or any other content to this memory. System Memory is reserved for future firmware upgrades, which almost always need more memory than the original firmware. You cannot see or influence the use of this memory.
3. **Internal Storage** is memory used as “working” memory. It can be compared to the C: drive on a PC or to the startup disk on a Mac.

This type of memory is used to store all application downloaded from the Google Play™ Store (and other sources) as well as their settings and data (such as emails, messages and calendar events, for example). All applications have an allocated area which no other applications can access and where the application data can be stored.

Some game applications also store content such as game music and game level information outside their own designated area. In most cases, an application can choose to save its data in a location of its own choosing (outside the protected application settings area). Generally, such content is not deleted when an application is uninstalled; it must be removed manually by connecting the device to a computer with a USB cable, or by using a file manager application.

Internal Storage is also used for all user content added, for example, as a result of the user taking photos with the camera, downloading media files, and performing file transfers. Typical user content includes:

- photos
- movies
- music
- downloaded documents (as email attachments, for example)

Internal Storage will tend to fill up as a result of normal usage. Examples of such usage are the saving of data by applications; the downloading and installation of new applications; the downloading of free or paid content; and the shooting of pictures and movies. Therefore, the larger this memory is from the start, the more applications you can download and use, and the more pictures and movies you can shoot.

If the Internal Storage starts to get full, the device slows down, and in some cases it might no longer be possible to install more apps. You should always ensure that you have at least 100 MB of free Internal Storage. If not, you should consider removing some apps that you seldom use, or move content that you do not frequently access to safe storage.

You can see approximately how much Internal Storage is free in **Settings > Storage > Internal Storage** (when you insert an SD card) or **Settings > Storage** (if you do not insert an SD card). You can also view more detail about how much memory is used by applications under **Settings > Apps**. In the Xperia™ Z3 Compact, about 11.79 GB of Internal Storage is available out of the box.

Please note that in Sony Mobile 2014 products, “Internal Storage” is now the combination of what was previously known as “Device Memory” or “Phone Memory” (for applications and their data – also previously known as “/data”) and “Internal Storage” (for user’s content – also previously known as “/sdcard”). The reason for this change is to make the use of available memory more flexible, and also to enable the optional encryption of user’s content.

### **Memory card slot**

In some products you may find both a large internal memory and a memory card reader slot. However, on the current Android platform, the card reader slot does not work in the same manner in a device with a large internal memory as it does in a device with ONLY a memory card slot.

Generally, since most applications expect only a single location for storage, such applications will not generally allow you to SAVE anything to the memory card (i.e., they do not offer the option to choose a storage location). However, some applications (for instance, the Sony Mobile “Camera” application) may actually allow you to do so. Other applications, for example, backup applications such as the Sony Mobile “Memory” application, will by definition be configured to copy content from the Internal Storage to the external SD card.

On the other hand, when it comes to reading from an external SD Card, you will be able to access content (for example, videos, photos and music) on a memory card inserted in this slot without any special consideration since the Android system searches all available memory for content. Therefore, such products may be regarded as supporting a fourth type of memory, called “External Card” or “SD Card”.

4. **SD Card** (known as “/ext\_card” from a programmer’s point of view, or by other names in other Android products) is the name for the removable SD memory card in all 2014 Sony Mobile products. As described above, this External Card memory is generally more limited in that any application can read from it, but many applications cannot save to this card. Only a few applications, including backup applications and file manger applications, have the capability to save to this card.

### **Backing up data to different memory types**

Generally, you should not save photos, videos and other personal content solely on the internal memory of a device. If something should happen with the hardware, or if the device is lost or stolen, the data stored on the device’s internal memory is gone forever.

In a device where an SD card reader is the main memory, it is relatively easy to take the card out and copy all content to a PC or Mac, or to an entertainment device with a memory card slot. In a product featuring Internal Storage as the main memory, it is not possible to physically remove the memory. Instead, any critical or high-value content must either be copied to an external SD card by a special backup application, transferred to remote storage over a network (mobile or Wi-Fi), or to a computer via a USB cable.

To facilitate the transfer of data via a cable, the Xperia™ Z3 Compact supports the Microsoft standard, Media Transfer Protocol (MTP), which makes it possible to easily transfer content back and forth between your device and a Windows® PC or an Apple™ Mac® computer. This application is called Xperia™ Companion and it can be downloaded from the relevant Xperia™ Z3 Compact support page.

Note that you do not need to back up or make a copy of applications that you have downloaded from the Google Play™ Store. They can normally be downloaded again after you have set up your Google account to work in a new device (or in a device where the memory has been completely erased).

#### **Note 1:**

As noted above, some Android devices, including Sony Mobile devices from 2012 and Sony Ericsson devices from 2011 and earlier, do not use a single “Internal Storage” for both applications (and their data) and user content. Instead, these devices use either an external SD card for user content, or a corresponding area of internal memory to reproduce the functionality of an SD card. In such devices, there is a fixed limit between the application area (“/data”) and the user content area (“/sdcard”), with the result that user content can build up and reach this limit. The consequence of such a limit being reached, for example, for the camera application, would be that no new pictures could be taken even if there was still a considerable amount of free space in the application area (or in the user content area). In such an instance, the download and installation of new applications would also not be possible, even if there was enough free memory in the content area.

#### **Note 2:**

Some devices with integrated storage have abandoned the distinction between the application area and the content area when it comes to a Factory Data Reset. As a result, there is no option in such devices to perform a Factory Data Reset and preserve content. In such devices, all content is mandatorily and completely deleted from the device when a reset is performed.

In contrast, Sony Mobile’s memory integration solution makes it possible to preserve user content in this situation. Therefore, when performing a Factory Data Reset, the default action will still be to only remove applications and their data, and an option box must be checked if all content is to be removed as well (as might be desirable when selling the device second-hand, for instance).

**Note 3:**

For a developer, it is important to note that from a programming point of view the location names used to refer to the different memory areas described in Note 1 are still valid, i.e., the area used for applications (“/data”) is still present, as is the area used for content (“/sdcard”).

In reality, “sdcard” is a so-called “symbolic link” to “/data/media”. However, from inside an Android application, “/sdcard” can still be used. For example, you can use “sdcard/DCIM/100Android” to find all camera images. The continued use of “/sdcard” to access the content area ensures compatibility across different products and Android releases in this regard.



## Trademarks and acknowledgements

---

All product and company names mentioned herein are the trademarks or registered trademarks of their respective owners. Any rights not expressly granted herein are reserved. All other trademarks are property of their respective owners.

Visit [www.sonymobile.com](http://www.sonymobile.com) for more information.