

# SONY®

## White paper

September 2014



## Xperia™ E3 dual D2212

Note: Screen images are simulated.

# Purpose of this document

---

Sony Mobile Communications product White papers are intended to give an overview of a product and provide details in relevant areas of technology.

# Document history

---

Version		
September 2014	First released version	Version 1
January 2015	Second released version	Version 2
January 2015	Third released version	Version 3
June 2015	Fourth released version	Version 4

# Sony Mobile Developer World

---

For the latest technical documentation and development tools, go to [www.sonymobile.com/developer](http://www.sonymobile.com/developer).

This White paper is published by:

Sony Mobile Communications Inc.,  
1-8-15 Konan, Minato-ku, Tokyo108-0075, Japan

[www.sonymobile.com](http://www.sonymobile.com)

© Sony Mobile Communications Inc., 2009-2014.

All rights reserved. You are hereby granted a license to download and/or print a copy of this document.

Any rights not expressly granted herein are reserved.

First released version (2014)  
Publication number: 1291-3860

This document is published by Sony Mobile Communications Inc., without any warranty\*. Improvements and changes to this text necessitated by typographical errors, inaccuracies of current information or improvements to programs and/or equipment may be made by Sony Mobile Communications Inc. at any time and without notice. Such changes will, however, be incorporated into new editions of this document. Printed versions are to be regarded as temporary reference copies only.

\*All implied warranties, including without limitation the implied warranties of merchantability or fitness for a particular purpose, are excluded. In no event shall Sony or its licensors be liable for incidental or consequential damages of any nature, including but not limited to lost profits or commercial loss, arising out of the use of the information in this document.

# Table of contents

Product overview .....	2
Highlights .....	2
Facts – dimensions, weight, performance and networks .....	3
Categorised feature list .....	5
Technologies in detail .....	7
Accessibility and Usability .....	7
Device-to-device communications (local) .....	8
Bluetooth® wireless technology .....	8
Wi-Fi® .....	9
ANT+™ wireless technology .....	9
Messaging .....	10
MMS (Multimedia Messaging Service).....	10
Email .....	10
Positioning – location based services .....	11
Provisioning (OMA CP) .....	11
Multimedia (audio, image and video) .....	12
Synchronisation (OMA DS, EAS, Google Sync™) .....	13
Web browser .....	13
Memory in Android™ devices .....	14
Trademarks and acknowledgements .....	18

# Product overview

## Highlights

---

- Slim and light design
- Corners and screen designed to prevent everyday wear
- Smart social camera
- Faster entertainment with 4G and a long-lasting battery

### Looks that never get old

The Xperia™ E3 dual makes a style statement right out of the box. Sharing the same design as Sony's new flagship phones, the Xperia™ E3 dual is a smartphone you can be happy to hold. Slim and light, it's designed to be easy to use with just one hand. Choose bright white, sharp black or the new bold lime. Now fast forward a few months. Where your friends' phones are showing wear, yours is still showing off. The corners on the Xperia™ E3 dual are designed to prevent nicks and colour chipping in case of an unexpected bump. Thanks to a scratch-resistant screen made of durable tempered glass, your smartphone keeps looking smarter for longer.

### Attention-grabbing features

Forget 'standard'. Every detail of the Xperia™ E3 dual is there to set you apart. Sony's uniquely creative camera apps add more fun and interaction to your photo taking. Download AR Fun to mix reality with 3D effects that change as you move the camera. Capture even the fastest moves with Timeshift burst. Or use "Social live" to send videos live to Facebook. Got your friends' attention? Now wow them with a sleight of hand. With a simple flick of the wrist, you can launch the camera or open Facebook. Gesture control gives you the power to control your phone – and impress your friends – in all new ways.

### Entertainment in full gear

A car chase in your pocket. The latest dance song in your hand. Sony's exclusive media apps give you access to some of the world's best entertainment. And the Xperia™ E3 dual gives you a VIP pass, with the kind of out-of-the-box entertainment package that only Sony can deliver. 4G networks and a Quad-core processor mean your movies, songs and games load in an instant and run without irritating interruptions. Think the party may go all night? The Xperia™ E3 dual has a powerful, long-lasting battery and also Battery STAMINA Mode, so you can keep the fun streaming in.

## Facts – dimensions, weight, performance and networks

---

<b>Operating system</b>	Google™ Android™ 4.4 (KitKat)
<b>Processor</b>	1.2 GHz Qualcomm MSM8226-2 Quad-core
<b>GPU</b>	Adreno 305
<b>Size</b>	137.1 x 69.4 x 8.5 mm
<b>Weight</b>	143.8 grams
<b>Available colours</b>	Black, White, Lime
<b>SIM card</b>	Dual SIM
<b>Main screen</b>	
Colours	16,777,216 colour TFT
Resolution	854x480 pixels
Size (diagonal)	4.5 inches
Scratch-resistant	Yes – Durable tempered glass
<b>Input mechanisms</b>	
Text input	On-screen QWERTY keyboard, 12-key input
Touch screen	Capacitive
Touch gesture	Yes – multi-touch, up to 2 fingers supported
Handwriting recognition	Yes
<b>Memory</b>	
RAM	1 GB
Flash memory	Up to 4 GB*
Expansion slot	microSD™ card, up to 32 GB
<b>Camera</b>	
Camera resolution	5 MP
Smooth zoom	4x
Video recording	Yes – HD 1080p
Front Camera	Yes – VGA
<b>Sensors</b>	
Accelerometer	Yes
Ambient light sensor	Yes
Proximity sensor	Yes

Magnetometer	Yes
<b>Networks</b>	
D2212	SIM 1: UMTS HSPA+ 900 (Band VIII), 850 (Band V), 1900 (Band II), 2100 (Band I) MHz GSM GPRS/EDGE 850, 900, 1800, 1900 MHz SIM 2: GSM GPRS/EDGE 850, 900, 1800, 1900 MHz
<b>Data transfer speeds</b>	
GSM GPRS (upload and download)	Up to 85.6 kbps
GSM EDGE (upload and download)	Up to 237 kbps
UMTS HSUPA (upload)	Cat. 6, up to 5.76 Mbps
UMTS HSDPA (download)	Cat. 14, up to 21 Mbps
<b>Talk time (GSM)</b>	Up to 12 hours 20 min.**
<b>Standby time (GSM)</b>	Up to 508 hours**
<b>Talk time (UMTS)</b>	Up to 8 hours 41 min.**
<b>Standby time (UMTS)</b>	Up to 505 hours**
<b>Music listening time</b>	Up to 49 hours 4 min.**
<b>Video playback time</b>	Up to 7 hours 27 min.**
<b>Battery (Embedded)</b>	2330 mAh, minimum







\* Memory comprises approximately 2.3 GB of firmware, plus 1.7 GB of “Internal Storage” for music, pictures and movies, and downloaded applications and their data. For more details about memory, see “Memory in Android™ devices” on page 14.

\*\* Values are according to the GSM Association Battery Life Measurement Technique as performed in controlled laboratory conditions. Actual time may vary.




**NOTE:** Battery performance may vary depending on network conditions and configurations, and device usage.

**NOTE:** Performance metrics are measured under laboratory conditions.

## Categorised feature list

 <p><b>Camera</b>                      5 megapixel camera                      4x smooth zoom                      Auto scene recognition                      Face detection                      Geotagging                      HDR for pictures                      Image stabiliser                      Quick Launch                      Scene recognition                      Self-timer                      Send to web                      Smile Shutter™                      Sweep Panorama                      Touch capture                      Video recording (HD 1080p)                      White balance</p>	 <p><b>Music</b>                      3D Surround Sound (VPT)                      Album art                      Bluetooth® stereo (A2DP)                      ClearAudio+                      Clear Bass™                      Clear Phase™                      Clear stereo                      Dynamic normaliser                      Manual equaliser                      SensMe™                      TrackID™ music recognition*                      “WALKMAN” application                      xLoud™ Experience</p>	 <p><b>Internet</b>                      Bookmarks                      Google Chrome™*                      Google Play™                      Google™ search*                      Google Voice™ Search*                      Google Maps™ for Mobile with Street view*                      Web browser (WebKit™)*</p>
 <p><b>Communication</b>                      Call list                      Conference calls                      Facebook™ application*                      Friends application                      Hangouts™*                      HD voice support                      Loud Speaker                      Multiple IM                      Noise suppression                      Speakerphone                      Xperia™ with Facebook™</p>	 <p><b>Messaging</b>                      Conversations                      Email                      Google mail™*                      Handwriting recognition                      Instant messaging                      Multimedia messaging (MMS)                      Predictive text input                      Text messaging (SMS)</p>	 <p><b>Design</b>                      Battery STAMINA mode                      Gesture input                      Illumination effect                      On-screen 12-key keyboard                      On-screen QWERTY keyboard                      Picture wallpaper                      Screen capturing                      Shake control                      Touch screen                      Voice input                      Wallpaper animation</p>

\* This service is not available in all markets.

 <p><b>Entertainment</b>  Media browser  Motion gaming  PlayMemories*  Radio (FM radio with RDS)  Sony Entertainment Network**  Video streaming  YouTube™*</p>	 <p><b>Organiser</b>  Airplane mode  Alarm clock  Calculator  Calendar  Contacts  eCompass™  Setup guide  Stopwatch  Timer  World clock</p>	 <p><b>Connectivity</b>  3.5 mm audio jack (CTIA)  ANT+™ sport, fitness, health support  aGPS*  Bluetooth® 4.0 wireless technology  GLONASS  Media Transfer Protocol support  Micro USB support  Native USB tethering  NFC  Media Go™*  PC Companion  Smart Connect  Synchronisation via Facebook™  Synchronisation via SyncML™  Synchronisation via Google™  Synchronisation with computer  Synchronisation via Microsoft® Exchange ActiveSync®  USB High speed 2.0 support  USB mass storage  Wi-Fi®  Wi-Fi® Hotspot functionality</p>
---	--	---

\* This service is not available in all markets.

\*\* Sony Entertainment Network with Music Unlimited is not available in every market. Separate subscription required. Additional terms and conditions apply.



# Technologies in detail

**NOTE:** The information outlined below is general and levels of compliance to standards and specifications may vary between products and markets. For more information, contact Sony Developer World or your Sony contact person where applicable.

## Accessibility and Usability

---

Accessibility and Usability	
Talkback*	Yes
Captions*	Yes
Magnifications gestures*	Yes
Large Text*	Yes
High Contrast Text*	No
Power button ends call*	Yes
Auto-rotation*	Yes
Speak Passwords*	Yes
Accessibility Shortcuts*	Yes
Text – to – Speech*	Yes
Touch and hold delay*	Yes
Color Inversion*	No
Color correction*	No

\* Android Lollipop feature. Subject to possible change in future releases of Google™ Android™.

## Device-to-device communications (local)

---

### Bluetooth® wireless technology

Bluetooth® profiles supported	<p>Advanced Audio Distribution Profile v1.2 (Audio/Video Distribution Transport Protocol v1.2)</p> <p>Audio /Video Remote Control Profile v1.5 (Audio/ Video Control Transport Protocol v1.4)</p> <p>Dial-up Network Profile v1.1</p> <p>Hands Free Profile v1.6</p> <p>Human Interface Device Profile</p> <p>Headset Profile v1.2</p> <p>Message Access Profile v1.1</p> <p>Object Push Profile v1.1</p> <p>Personal Area Networking Profile v1.0</p> <p>Phone Book Access Profile v1.1</p> <p>Sim Access Profile v1.1</p> <p>File Transfer Profile v1.1</p>
Core version and supported core features	Version 4.0
Connectable devices	<p>Products that support at least one of the profiles listed above.</p> <p>Bluetooth 4.0 accessories generally require installation of a supporting application.</p>

More information:

[www.sonymobile.com/developer](http://www.sonymobile.com/developer)

[www.bluetooth.com](http://www.bluetooth.com)

**Wi-Fi®**

Supported standards	IEEE 802.11 b/g/n and Wi-Fi® Wi-Fi Direct®, Wi-Fi Protected Setup
Connectable devices	Wi-Fi® access points Wi-Fi Direct® compatible devices
Frequency band	2.4 GHz
Data transfer rate	Up to 150 Mbit/s
Security	Open Authentication Shared Authentication EAP-SIM EAP-AKA EAP-TLS EAP-TTLS/MSCHAPv2 PEAPv0/EAP-MSCHAPv2 PEAPv1/EAP-GTC WPA Personal and WPA2 Personal WPA Enterprise and WPA2 Enterprise
Encryption	WEP 64 bit, WEP 128 bit, TKIP and CCMP (AES)
Power save	WMM-UAPSD
QoS	WMM

**ANT+™ wireless technology**

Connectable devices	ANT+™ devices require the download of a supporting application
Frequency band	2.4 GHz
Data transfer rate	Up to 60 Kbps
Encryption	AES-128
Topologies	One to Many, Many to One, Peer to Peer, Star, Practical Mesh

## Messaging

---

### MMS (Multimedia Messaging Service)

According to OMA Multimedia Messaging Service v1.0 + SMIL

### Email

Bearer type (IP)	GPRS, EGPRS, UMTS, Wi-Fi®
Character sets	BIG5 Traditional Chinese GB2312 Simplified Chinese GB18030 ISO-2022-JP Japanese ISO-8859-1 ISO-8859-2 Eastern Europe ISO-8859-5 Cyrillic ISO-8859-7 Greek ISO-8859-9 Turkish ISO 8859-11 KOI8-R Cyrillic Shift_JIS Japanese USASCII UTF-16 UTF-8 Windows® 874 Windows® 1251 Cyrillic Windows® 1252 Windows® 1254 Turkish Windows® 1258 Vietnamese
Protocols	POP3 and IMAP4
Push email	Microsoft® Exchange ActiveSync® (EAS)
Secure email	SSL/TLS, both port methods (POPS/IMAPS) and START-TLS
HTML mail	Yes (read only)

More information:

[www.sonymobile.com/developer](http://www.sonymobile.com/developer)

[www.openmobilealliance.org](http://www.openmobilealliance.org)

## **Positioning – location based services**

---

Supported standards:

- OMA Secure User Plane Location (SUPL) v1.0
- 3GPP™ Control Plane location (including Emergency location), only supports E911
- Qualcomm® GPSONeXtra

## **Provisioning (OMA CP)**

---

OMA CP version 1.1

## Multimedia (audio, image and video)

<b>Audio Playback</b>	<b>Decoder format</b>	<b>Supported in file format</b>
	Audio decoding MPEG-1/2/2.5, audio layer 3	MP3 (.mp3), 3GPP (.3gp), MP4 (.mp4, .m4a)
	AAC, AAC+, eAAC+	3GPP (.3gp), MP4 (.mp4)
	AMR-NB, AMR-WB	3GPP (.3gp), MP4 (.mp4)
	General MIDI (GM)	SMF (.mid)
	Linear PCM 16 bit	WAV (.wav)
	OTA	OTA (.ota)
	Ogg vorbis	Ogg vorbis (.ogg)
<b>Audio Recording</b>	<b>Encoder format</b>	<b>Supported in file format</b>
	AMR-NB, AMR-WB	3GPP (.3gp), MP4 (.mp4), AMR (.amr)
	AMR-NB, AMR-WB, AAC-LC stereo Sample rate: 49 kHz Bit rate: up to 128 kbps	3GPP (.3gp), MP4 (.mp4)
<b>Image Playback</b>	<b>Decoder format</b>	<b>Supported in file format</b>
	1, 4, 8, 16, 24 and 32 bpp and RLE encoded formats	BMP (.bmp)
	Single and multi-frame, bitmap mask support (GIF87a format and GIF89a format)	GIF (.gif)
	Joint Photographic Experts Group	JPEG (.jpg)
	Portable Network Graphics Bitmap mask support	PNG (.png)
	Webp	Webp (.webp)
<b>Image Capture</b>	<b>Encoder format</b>	<b>Supported in file format</b>
	Joint Photographic Experts Group	JPEG (.jpg)
<b>Video Playback</b>	<b>Decoder format</b>	<b>Supported in file format</b>
	MPEG-4 Visual Simple Profile	3GPP (.3gp), MP4 (.mp4)
	H.264	3GPP (.3gp), MP4 (.mp4)
	H.263 Profile 0	3GPP (.3gp)

<b>Video Recording</b>	<b>Encoder format</b>	<b>Supported in file format</b>
	- Video H.263 Profile 0, H.264 High Profile - Audio: AAC-LC stereo Bit rate: 10 Mbps AMR-NB	3GPP (.3gp), MP4 (.mp4)
<b>Audio/Video Streaming</b>	Streaming transport	RTSP according to 3GPP™ HTTP streaming

## **Synchronisation (OMA DS, EAS, Google Sync™)**

---

OMA Data Synchronisation protocol versions 1.1.2 and 1.2

OMA Data Formats: vCard 2.1, vCalendar 1.0

Microsoft® Exchange ActiveSync® protocol version 2.5

Microsoft® Exchange ActiveSync® protocol version 12.0

Microsoft® Exchange ActiveSync® protocol version 14.0

Microsoft® Exchange ActiveSync® protocol version 14.1

Google Sync™

Related information:

[www.sonymobile.com/developer](http://www.sonymobile.com/developer)

## **Web browser**

---

Google Chrome™ for Android™ is pre-installed in markets/regions where no restrictions apply.

Related information:

<https://play.google.com/store/apps/details?id=com.android.chrome>

## Memory in Android™ devices

---

To use Android devices efficiently, users should be aware of the different types of device memory. This knowledge is important in order to understand, for example, where music, photos and videos are saved; how many apps can be downloaded from Google Play™; and how photos can be copied to a PC.

The below information is also of interest to developers who want to optimise their programs to make the best possible use of the resources in the device.

Generally, all Android devices share the same basic memory setup. What differs is how much memory is available to you via the different types of memory, and whether your device uses an external SD card or an internal memory chip. Any information specific to the particular device model described in this White Paper is noted as such.

### Types of memory

The types of memory described and numbered below are consistent with the terminology used in Sony mobile device menus and in other content relating to 2014 Xperia™ devices:

1. **Dynamic Memory** (also known as RAM) is used by applications that run when the device is turned on. The amount of Dynamic Memory influences how many applications and operating system services can run at the same time. The Android operating system automatically closes applications and services that are not being used.

However, such automatic functionality has limits. For example, if a lower amount of free RAM is available to applications after a new release of the operating system (due to increased capabilities in the system), device speed will eventually be impacted. This is the main reason that a device cannot be indefinitely upgraded to newer releases of Android™.

If you experience problems with RAM, for example, if the device runs slower than usual or if the Home application restarts frequently when you leave an application, you should minimise the use of apps that run all the time. Such apps could include, for example, applications that frequently download social networking service updates. You could also consider using a static wallpaper instead of a live wallpaper.

To see which apps and services are currently active, go to **Settings > Apps > Running**. You should have at least 50 MB, and ideally 100 MB or more, of free RAM to avoid slowdowns and application restarts.

You should also be aware that if you update the device to a later Android release, the load on the built-in Dynamic Memory will increase due to the addition of more features, as mentioned above. As a result, the device may run slower after an update.

The Xperia™ E3 dual has about 1 GB of RAM available to the Android OS and applications, of which about 200 MB is already used out of the box.

2. **System Memory** (also known as “System partition” or “/system”) is used for the Android OS and for most applications that are pre-loaded from the factory. This type of memory is normally locked, and can only be changed through a firmware upgrade. There is usually some free space available in this section of memory. However, since it is locked, you cannot save apps, photos or any other content to this memory. System Memory is reserved for future firmware upgrades, which almost always need more memory than the original firmware. You cannot see or influence the use of this memory.
3. **Internal Storage** is memory used as “working” memory. It can be compared to the C: drive on a PC or to the startup disk on a Mac.



This type of memory is used to store all application downloaded from the Google Play™ Store (and other sources) as well as their settings and data (such as emails, messages and calendar events, for example). All applications have an allocated area which no other applications can access and where the application data can be stored.

Some game applications also store content such as game music and game level information outside their own designated area. In most cases, an application can choose to save its data in a location of its own choosing (outside the protected application settings area). Generally, such content is not deleted when an application is uninstalled; it must be removed manually by connecting the device to a computer with a USB cable, or by using a file manager application.

Internal Storage is also used for all user content added, for example, as a result of the user taking photos with the camera, downloading media files, and performing file transfers. Typical user content includes:

- photos
- movies
- music
- downloaded documents (as email attachments, for example)

Internal Storage will tend to fill up as a result of normal usage. Examples of such usage are the saving of data by applications; the downloading and installation of new applications; the downloading of free or paid content; and the shooting of pictures and movies. Therefore, the larger this memory is from the start, the more applications you can download and use, and the more pictures and movies you can shoot.

If the Internal Storage starts to get full, the device slows down, and in some cases it might no longer be possible to install more apps. You should always ensure that you have at least 100 MB of free Internal Storage. If not, you should consider removing some apps that you seldom use, or move content that you do not frequently access to safe storage.

You can see approximately how much Internal Storage is free under **Settings > Storage > DEVICE MEMORY**. You can also view more detail about how much memory is used by applications under **Settings > Apps**. In the Xperia™ E3 dual, about 1.7 GB of Internal Storage is available out of the box.

Please note that in Sony Mobile 2014 products, “Internal Storage” is now the combination of what was previously known as “Device Memory” or “Phone Memory” (for applications and their data – also previously known as “/data”) and “Internal Storage” (for user’s content – also previously known as “/sdcard”). The reason for this change is to make the use of available memory more flexible, and also to enable the optional encryption of user’s content.

### **Memory card slot**

In some products you may find both a large internal memory and a memory card reader slot. However, on the current Android platform, the card reader slot does not work in the same manner in a device with a large internal memory as it does in a device with ONLY a memory card slot.

Generally, since most applications expect only a single location for storage, such applications will not generally allow you to SAVE anything to the memory card (i.e., they do not offer the option to choose a storage location). However, some applications (for instance, the Sony Mobile “Camera” application) may actually allow you to do so. Other applications, for example, backup applications such as the Sony Mobile “Memory” application, will by definition be configured to copy content from the Internal Storage to the external SD card.

On the other hand, when it comes to reading from an external SD Card, you will be able to access content (for example, videos, photos and music) on a memory card inserted in this slot without any special consideration since the Android system searches all available memory for content. Therefore, such products may be regarded as supporting a fourth type of memory, called “External Card” or “SD Card”.

4. **SD Card** (known as “/ext\_card” from a programmer’s point of view, or by other names in other Android products) is the name for the removable SD memory card in all 2014 Sony Mobile products. As described above, this External Card memory is generally more limited in that any application can read from it, but many applications cannot save to this card. Only a few applications, including backup applications and file manger applications, have the capability to save to this card.

### **Backing up data to different memory types**

Generally, you should not save photos, videos and other personal content solely on the internal memory of a device. If something should happen with the hardware, or if the device is lost or stolen, the data stored on the device’s internal memory is gone forever.

In a device where an SD card reader is the main memory, it is relatively easy to take the card out and copy all content to a PC or Mac, or to an entertainment device with a memory card slot. In a product featuring Internal Storage as the main memory, it is not possible to physically remove the memory. Instead, any critical or high-value content must either be copied to an external SD card by a special backup application, transferred to remote storage over a network (mobile or Wi-Fi), or to a computer via a USB cable.

To facilitate the transfer of data via a cable, the Xperia™ E3 dual supports the Microsoft standard, Media Transfer Protocol (MTP), which makes it possible to easily transfer content back and forth between your device and a Windows PC. For Apple Mac computers, a special application called Bridge for Mac is available with built-in support for MTP. This application can be downloaded from the relevant Xperia™ E3 dual Support page.

Note that you do not need to back up or make a copy of applications that you have downloaded from the Google Play™ Store. They can normally be downloaded again after you have set up your Google account to work in a new device (or in a device where the memory has been completely erased).

#### **Note 1:**

As noted above, some Android devices, including Sony Mobile devices from 2012 and Sony Ericsson devices from 2011 and earlier, do not use a single “Internal Storage” for both applications (and their data) and user content. Instead, these devices use either an external SD card for user content, or a corresponding area of internal memory to reproduce the functionality of an SD card. In such devices, there is a fixed limit between the application area (“/data”) and the user content area (“/sdcard”), with the result that user content can build up and reach this limit. The consequence of such a limit being reached, for example, for the camera application, would be that no new pictures could be taken even if there was still a considerable amount of free space in the application area (or in the user content area). In such an instance, the download and installation of new applications would also not be possible, even if there was enough free memory in the content area.

#### **Note 2:**

Some devices with integrated storage have abandoned the distinction between the application area and the content area when it comes to a Factory Data Reset. As a result, there is no option in such devices to perform a Factory Data Reset and preserve content. In such devices, all content is mandatorily and completely deleted from the device when a reset is performed.

In contrast, Sony Mobile’s memory integration solution makes it possible to preserve user content in this situation. Therefore, when performing a Factory Data Reset, the default action will still be to only remove applications and their data, and an option box must be checked if all content is to be removed as well (as might be desirable when selling the device second-hand, for instance).

**Note 3:**

For a developer, it is important to note that from a programming point of view the location names used to refer to the different memory areas described in Note 1 are still valid, i.e., the area used for applications (“/data”) is still present, as is the area used for content (“/sdcard”).

In reality, “sdcard” is a so-called “symbolic link” to “/data/media”. However, from inside an Android application, “/sdcard” can still be used. For example, you can use “sdcard/DCIM/100Android” to find all camera images. The continued use of “/sdcard” to access the content area ensures compatibility across different products and Android releases in this regard.

## **Trademarks and acknowledgements**

---

All product and company names mentioned herein are the trademarks or registered trademarks of their respective owners. Any rights not expressly granted herein are reserved. All other trademarks are property of their respective owners.

Visit [www.sonymobile.com](http://www.sonymobile.com) for more information.