

# SONY®

## White paper

June 2014



## Xperia™ T3

D5102/D5103/D5106

Note: Screen images are simulated.

# Purpose of this document

---

Sony product White papers are intended to give an overview of a product and provide details in relevant areas of technology.

# Document history

---

## Version

June 2014	First released version	Version 1
-----------	------------------------	-----------

# Sony Mobile Developer World

---

For the latest technical documentation and development tools, go to [www.sonymobile.com/developer](http://www.sonymobile.com/developer).

This White paper is published by:

Sony Mobile Communications Inc.,  
1-8-15 Konan, Minato-ku, Tokyo108-0075, Japan

[www.sonymobile.com](http://www.sonymobile.com)

© Sony Mobile Communications Inc., 2009-2014.

All rights reserved. You are hereby granted a license to download and/or print a copy of this document.

Any rights not expressly granted herein are reserved.

First released version (June 2014)  
Publication number: 1288-2567.1

This document is published by Sony Mobile Communications Inc., without any warranty\*. Improvements and changes to this text necessitated by typographical errors, inaccuracies of current information or improvements to programs and/or equipment may be made by Sony Mobile Communications Inc., at any time and without notice. Such changes will, however, be incorporated into new editions of this document. Printed versions are to be regarded as temporary reference copies only.

\*All implied warranties, including without limitation the implied warranties of merchantability or fitness for a particular purpose, are excluded. In no event shall Sony or its licensors be liable for incidental or consequential damages of any nature, including but not limited to lost profits or commercial loss, arising out of the use of the information in this document.

# Table of contents

<b>Product overview .....</b>	<b>2</b>
Xperia™ T3 – The uniquely designed and stylish companion .....	2
Facts – dimensions, weight, performance and networks .....	3
Categorised feature list .....	6
<b>Technologies in detail .....</b>	<b>8</b>
Device-to-device communications (local) .....	8
ANT+™ wireless technology .....	8
Bluetooth® wireless technology .....	9
Wi-Fi® .....	10
DLNA Certified® (Digital Living Network Alliance) .....	11
Messaging .....	12
MMS (Multimedia Messaging Service).....	12
Email .....	12
Positioning – location based services .....	13
Provisioning (OMA CP) .....	13
Multimedia (audio, image and video) .....	14
Synchronisation (OMA DS, EAS, Google Sync™) .....	16
Web browser .....	16
Memory in Android™ devices .....	17
Trademarks and acknowledgements .....	21

# Product overview

## **Xperia™ T3 – The uniquely designed and stylish companion**

---

- Premium design in a stainless steel frame
- Super light and slim
- 5.3-inch HD TRILUMINOS™ display for mobile with Mobile BRAVIA® Engine 2
- 8 MP camera with Sony Exmor RS® and integrated Xperia™ camera apps
- LTE, Quad-core 1.4 GHz processor with 1 GB RAM, and 8 GB flash memory
- Large 2500 mAh battery with battery STAMINA mode

### **Designed with attention to every detail**

The steel used in the frame balances its slim design with durability while at the same time it serves as an antenna to combine form with function. The back cover was designed with matte material, which makes the Xperia™ T3 slim and light. So the Xperia™ T3 is designed with all of Sony's craftsmanship and attention to every detail.

### **Enjoy every shade of colour**

Built with the latest Sony BRAVIA® technologies, this premium smartphone has an impressive screen with a high-resolution 5.3-inch HD TRILUMINOS™ display for mobile. That offers a display that you can watch from any angle.

### **Sony camera expertise**

The Xperia™ T3 is created with Cyber-shot camera expertise and comes with an 8 MP camera featuring Exmor RS® for mobile, allowing you to take pictures even in challenging lighting conditions. And HDR for video means you can shoot captures even when the subject is backlit. And thanks to SteadyShot™, all of them come out smooth and distortion-free.

### **Fast Speed**

The Xperia™ T3 supports ultra-fast LTE networks. With its Quad-core 1.4 GHz processor, 1 GB of RAM and 8 GB of flash memory, the Xperia™ T3 delivers ultra-fast performance and breathtaking graphics. Battery STAMINA mode also helps you maximise every bit of that energy.

## Facts – dimensions, weight, performance and networks

---

<b>Operating system</b>	Google™ Android™ 4.4 (KitKat)
<b>Processor</b>	D5103/D5106 1.4 GHz Qualcomm MSM8928-2 Quad Core
	D5102 1.4 GHz Qualcomm MSM8228 Quad Core
<b>GPU</b>	Adreno 305
<b>Size</b>	150.7 x 77 x 7 mm
<b>Weight</b>	148 grams
<b>Available colours</b>	Black, White, Purple
<b>SIM card</b>	micro SIM
<b>Main screen</b>	
Colours	16,777,216 colour TFT
Resolution	HD 1280x720 pixels
Size (diagonal)	5.3 inches
<b>Input mechanisms</b>	
Text input	On-screen QWERTY keyboard
Touch screen	Capacitive
Touch gesture	Yes – multi-touch, up to 4 fingers supported
<b>Memory</b>	
RAM	1 GB
Flash memory	Up to 8 GB*
Expansion slot	microSD™ card, up to 32 GB (SDXC supported)
<b>Camera</b>	
Camera resolution	8 MP
Digital zoom	4x
Photo light	Yes – Pulsed LED
Video recording	Yes – HD 1080p
Front Camera	Yes – HD 720p for video chat and 1.1 MP for camera capture
ISO	ISO 1600 maximum in manual mode
Minimum Focus distance	100 mm
<b>Sensors</b>	

Accelerometer	Yes
Ambient light sensor	Yes
Gyroscope	Yes
Magnetometer	Yes
Proximity sensor	Yes
<b>Networks</b>	
D5103	UMTS HSPA+ 900 (Band VIII), 2100 (Band I) MHz GSM GPRS/EDGE 850, 900, 1800, 1900 MHz LTE (Bands 1, 3, 7, 8, 20)
D5102	UMTS HSPA+ 850 (Band V), 900 (Band VIII), 1900 (Band II), 2100 (Band I) MHz GSM GPRS/EDGE 850, 900, 1800, 1900 MHz
D5106	UMTS HSPA+ 850 (Band V), 1700 (Band IV), 1900 (Band II), 2100 (Band I) MHz GSM GPRS/EDGE 850, 900, 1800, 1900 MHz LTE (Bands 4, 7, 17)
<b>Data transfer speeds</b>	
GSM GPRS (up link)	Up to 86 kbps
GSM GPRS (down link)	Up to 107 kbps
GSM EDGE (up link)	Up to 237 kbps
GSM EDGE (down link)	Up to 296 kbps
HSUPA (upload)	Cat 6, up to 5.8 Mbps
HSDPA (download)	D5103/D5106 Cat 24, up to 42 Mbps
	D5102 Cat 14, up to 21 Mbps
LTE (upload)	Cat 4, up to 50 Mbps
LTE (download)	Cat 4, up to 150 Mbps
<b>Talk time (GSM)</b>	Up to 12 hours 46 min.**
<b>Standby time (GSM)</b>	Up to 639 hours**
<b>Talk time (UMTS)</b>	Up to 14 hours 47 min.**
<b>Standby time (UMTS)</b>	Up to 688 hours**
<b>Standby time (LTE)</b>	Up to 582 hours**
<b>Music listening time</b>	Up to 63 hours 30 min.**
<b>Video playback time</b>	Up to 8 hours 14 min.**
<b>Battery (Embedded)</b>	2500 mAh minimum

*\* Memory comprises approximately 3.1 GB of firmware, plus 4.9 GB of “Internal storage” for music, pictures and movies, and downloaded applications and their data. For more details about memory, see “Memory in Android™ devices” on page 17.*

*\*\* Values are according to GSM Association Battery Life Measurement Technique as performed in controlled laboratory conditions. Actual time may vary.*







**NOTE:** The battery performance may vary depending on network conditions and configurations, and device usage.

**NOTE:** Performance metrics were all measured under laboratory conditions.

## Categorised feature list

 <p><b>Camera</b></p> <ul style="list-style-type: none"> <li>8 MP camera with Sony Exmor RS® for mobile image sensor</li> <li>4x digital zoom</li> <li>AR effect</li> <li>Auto focus</li> <li>Burst mode</li> <li>Creative effect</li> <li>HDR for photos and movies</li> <li>Face detection</li> <li>Flash/Pulsed LED</li> <li>Flash/Photo light</li> <li>Front-facing camera (1.1 MP 720p) with Sony Exmor R® for mobile image sensor</li> <li>Geotagging</li> <li>Image/video stabiliser</li> <li>Object tracking</li> <li>Picture effect</li> <li>Portrait retouch</li> <li>Quick Launch</li> <li>Red-eye reduction</li> <li>Scene recognition</li> <li>Self-timer</li> <li>Send to web</li> <li>Single autofocus</li> <li>Smile Shutter™</li> <li>Social live</li> <li>SteadyShot™</li> <li>Superior Auto</li> <li>Sweep Panorama</li> <li>Timeshift burst</li> <li>Touch capture</li> <li>Touch focus</li> <li>Video recording (1080p)</li> <li>White balance</li> </ul>	 <p><b>Music</b></p> <ul style="list-style-type: none"> <li>Album art</li> <li>Bluetooth® stereo (aptX®, A2DP)</li> <li>ClearAudio+</li> <li>Clear Bass™</li> <li>Clear Phase™</li> <li>Clear stereo</li> <li>Dynamic normaliser</li> <li>High definition audio</li> <li>Music tones (MP3/AAC)</li> <li>PlayNow™ service*</li> <li>SensMe™</li> <li>Stereo speakers</li> <li>TrackID™ music recognition*</li> <li>“WALKMAN” application</li> <li>xLoud™ Experience</li> </ul>	 <p><b>Internet</b></p> <ul style="list-style-type: none"> <li>Bookmarks</li> <li>Google Chrome™*</li> <li>Google Play™*</li> <li>Google™ search*</li> <li>Google Voice™ Search*</li> <li>Google Maps™ for Mobile with Street view*</li> <li>Pan &amp; zoom</li> <li>Sony Select</li> <li>Web browser (WebKit™)*</li> </ul>
---	--	--



 <p><b>Communication</b>          Call list          Facebook™ application*          Google+*          Hangouts™*          Noise suppression          Polyphonic ringtones          Speakerphone</p>	 <p><b>Messaging</b>          Conversations          Email          Gmail™*          Handwriting recognition          Instant messaging          Multimedia messaging (MMS)          Predictive text input          Sound recorder          Text messaging (SMS)</p>	 <p><b>Design</b>          Auto rotation          Battery STAMINA mode          Direct touch          Gesture input          On-screen QWERTY keyboard          Screenshot capturing          Smart call handling          Throw          TRILUMINOS™ display with BRAVIA® Engine 2          Touch screen          Voice input          Wallpaper</p>
 <p><b>Entertainment</b>          3D games          Media browser          Motion gaming          PlayMemories          Radio (FM radio with RDS)          Reader mode          SensMe™ slideshow          Sony Entertainment Network*          TV launcher          Video streaming          YouTube™*</p>	 <p><b>Organiser</b>          Airplane mode          Alarm clock          Calculator          Calendar          Contacts          Document readers          eCompass™          Notes          Setup guide          Sketch          Stopwatch          Tasks          Timer</p>	 <p><b>Connectivity</b>          3.5 mm audio jack          ANT+™ sport, fitness, and health support          aGPS*          Bluetooth® 4.0 wireless technology          DLNA Certified®          GLONASS          Media Go™          Media Transfer Protocol support          Micro USB support          Native USB tethering          NFC          PC Companion          Screen mirroring          Synchronisation via Facebook™          Synchronisation via Google™*          Synchronisation via SyncML™          Synchronisation via Exchange          ActiveSync®          USB charging          USB High speed 2.0 support          USB Host          Xperia Link™          Wi-Fi®          Wi-Fi® Hotspot functionality          Wi-Fi® Miracast</p>

\* This service is not available in all markets.

# Technologies in detail

**NOTE:** The information outlined below is general and levels of compliance to standards and specifications may vary between products and markets. For more information, contact Sony Mobile Developer World or your Sony contact person where applicable.

## Device-to-device communications (local)

---

### ANT+™ wireless technology

Connectable devices	ANT+™ devices require download of a supporting application
Frequency band	2.4 GHz
Data transfer rate	Up to 60 Kbps
Encryption	AES-128
Topologies	One To Many, Many to One, Peer to Peer, Star, Practical Mesh

## Bluetooth® wireless technology

Bluetooth® profiles supported	Advanced Audio Distribution Profile v1.2 Audio/Video Remote Control Profile v1.3 Dial-up Networking Profile File Transfer Profile Generic Attribute Profile Client/Server over LE Handsfree Profile v1.6 (Wide band speech) Headset Profile v1.2 Message Access Profile Object Push Profile v1.1 Personal Area Networking Profile v1.0 Phone Book Access Profile SIM Access Profile
Core version and supported core features	Version 4.0 Bluetooth Low Energy
Connectable devices	Products support at least one of the Bluetooth® profiles listed above. Bluetooth® 4.0 accessories generally require installation of a supporting application.

More information:

[www.sonymobile.com/developer](http://www.sonymobile.com/developer)

[www.bluetooth.com](http://www.bluetooth.com)

**Wi-Fi®**

Supported standards	IEEE 802.11a/b/g/n and Wi-Fi® Wi-Fi Direct™, Wi-Fi Protected Setup, Wi-Fi CERTIFIED Passpoint, Wi-Fi CERTIFIED Miracast
Connectable devices	Wi-Fi® access points Wi-Fi Direct compatible devices
Frequency band	2.4 GHz/5 GHz
Data transfer rate	Up to 150 Mbit/s
Security	Open Authentication Shared Authentication EAP-SIM EAP-AKA EAP-TLS EAP-TTLS/MSCHAPv2 PEAPv0/EAP-MSCHAPv2 PEAPv1/EAP-GTC WPA Personal and WPA2 Personal WPA Enterprise and WPA2 Enterprise
Encryption	WEP 64 bit, WEP 128 bit, TKIP and CCMP (AES)
Power save	WMM-UAPSD
QoS	WMM

## DLNA Certified® (Digital Living Network Alliance)

Supported Device Classes	<p><b>M-DMS – Mobile Digital Media Server</b> Media Types: images, music and video Summary: The digital media server exposes the media files in your device to a Wi-Fi® network. The files can then be accessed from other DLNA Certified® clients.</p> <p><b>+PU+</b> Media Types: image, video and music Summary: You can play media in your device on another device, such as a TV or a PC using 2 box push technology. +PU+ is integrated in the Album, Movies and "WALKMAN" applications.</p> <p><b>M-DMP – Mobile Digital Media Player</b> Media Types: image, video and music Summary: You can play content stored on another device, for example, a server or a PC, directly on your device.</p> <p><b>+DN+</b> Media Types: video and music Summary: You can download content stored on another device, for example, a server or a PC, and play the downloaded content directly on your device.</p>
Supported Bearers	Wi-Fi® Wi-Fi Direct™
DRM Support	The DLNA Certified® implementation does not support DRM-protected content.

## Messaging

---

### MMS (Multimedia Messaging Service)

According to OMA Multimedia Messaging Service v1.0 + SMIL

### Email

Bearer type (IP)	GPRS, EGPRS, UMTS
Character sets	BIG5 Traditional Chinese GB18030 ISO-2022-JP Japanese ISO-8859-1 ISO-8859-2 Eastern Europe ISO-8859-5 Cyrillic ISO-8859-7 Greek ISO-8859-9 Turkish ISO 8859-11 KOI8-R Cyrillic Shift_JIS Japanese US-ASCII UTF-16 UTF-8 Windows® 874 Windows® 1251 Cyrillic Windows® 1252 Windows® 1254 Turkish Windows® 1258 Vietnamese
Protocols	POP3 and IMAP4
Push email	Microsoft® Exchange ActiveSync® (EAS)
Secure email	SSL/TLS, both port methods (POPS/IMAPS) and STARTTLS
HTML mail	Yes (read only)

#### More information:

[www.sonymobile.com/developer](http://www.sonymobile.com/developer)

[www.openmobilealliance.org](http://www.openmobilealliance.org)

## Positioning – location based services

---

Supported standards:

- OMA Secure User Plane Location (SUPL) v1.0 & v2.0
- 3GPP™ Control Plane location (only Emergency location supported)
- Qualcomm® GPSOneXtra™

Supported satellite systems:

- GPS
- GLONASS

**NOTE:** GPS and GLONASS are used together to calculate the position. Positioning is more robust and accurate in most conditions if both systems are active. The benefits of using GLONASS are automatically available for all applications using the Satellite Positioning API (referred to as "GPS Provider" in Android terminology).

## Provisioning (OMA CP)

---

OMA CP version 1.1

## Multimedia (audio, image and video)

<b>Audio Playback</b>	<b>Decoder format</b>	<b>Supported in file format</b>
	AAC (AAC-LC, AAC+, eAAC+ AAC-ELD)	3GPP (.3gp, 3gpp), MP4 (.mp4, .m4a), ADTS (.aac)
	AMR-NB, AMR-WB	3GPP (.3gp, .3gpp), MP4 (.mp4, .m4a), AMR (.amr, .awb)
	FLAC	FLAC (.flac), Matroska (.mka)
	MIDI	SMF (.mid), XMF (.xmf), Mobile XMF (.mxmf), OTA (.ota), RTTTL (.rtttl), RTX (.rtx), iMelody (.imy)
	MP3	MP3 (.mp3)
	PCM	WAV (.wav)
	Vorbis	OGG (.ogg), Matroska (.mkv)
	WMA	ASF (.wma)
<b>Audio Recording</b>	<b>Encoder format</b>	<b>Supported in file format</b>
	AAC (AAC-LC, AAC+, AAC-ELD)	3GPP (.3gp, .3gpp), MP4 (.mp4, .m4a)
	AMR (AMR-NB, AMR-WB)	3GPP (.3gp, .3gpp), MP4 (.mp4, .m4a), AMR (.amr)
<b>Image Playback</b>	<b>Decoder format</b>	<b>Supported in file format</b>
	BMP	BMP (.bmp)
	GIF	GIF (.gif)
	JPEG	JPEG (.jpg, .jpeg)
	PNG	PNG (.png)
	WebP	WebP (.webp)
	Windows bitmap	BMP (.bmp)
<b>Image Capture</b>	<b>Encoder format</b>	<b>Supported in file format</b>
	JPEG	JPEG (.jpg)



<b>Video Playback</b>	<b>Decoder format</b>	<b>Supported in file format</b>
	MPEG-4	3GPP (.3gp, .3gpp), MP4 (.mp4, .m4v) Matroska (.mkv), AVI (.avi), Xvid (.xvid)
	H.263	3GPP (.3gp, .3gpp), MP4 (.mp4, .m4v)
	H.264	3GPP (.3gp, .3gpp), MP4 (.mp4, .m4v), Matroska (.mkv)
	H.265*	MP4 (.mp4, .m4v)
	VP8	WebM (.webm), Matroska (.mkv)
	VP9	WebM (.webm)
<b>Video Recording</b>	<b>Encoder format</b>	<b>Supported in file format</b>
	MPEG-4	3GPP (.3gp), MP4 (.mp4)
	H.263	3GPP (.3gp), MP4 (.mp4)
	H.264	3GPP (.3gp), MP4 (.mp4)
<b>Audio/Video Streaming</b>	Streaming transport	HLS HTTP progressive streaming MPEG-DASH RTSP
<b>DRM</b>	DRM (Digital Rights Management) – features the rights and copy protection of downloaded content	OMA DRM v1.0 Marlin DRM Widevine Level 3 PlayReady DRM (available in specific regions)

\* **NOTE:** H.265 is not available in all markets.

## Synchronisation (OMA DS, EAS, Google Sync™)

---

OMA Data Synchronisation protocol versions 1.1.2 and 1.2

OMA Data Formats: vCard 2.1, vCalendar 1.0

Microsoft® Exchange ActiveSync® protocol version 2.5

Microsoft® Exchange ActiveSync® protocol version 12

Microsoft® Exchange ActiveSync® protocol version 12.1

Microsoft® Exchange ActiveSync® protocol version 14

Microsoft® Exchange ActiveSync® protocol version 14.1

Google Sync™

Related information:

[www.sonymobile.com/developer](http://www.sonymobile.com/developer)

## Web browser

---

Google Chrome™ for Android™ is pre-installed in markets/regions where no restrictions apply.

Related information:

<https://play.google.com/store/apps/details?id=com.android.chrome>

## Memory in Android™ devices

---

To use Android devices efficiently, users should be aware of the different types of device memory. This knowledge is important in order to understand, for example, where music, photos and videos are saved; how many apps can be downloaded from Google Play™; and how photos can be copied to a PC.

The below information is also of interest to developers who want to optimise their programs to make the best possible use of the resources in the device.

Generally, all Android devices share the same basic memory setup. What differs is how much memory is available to you via the different types of memory, and whether your device uses an external SD card or an internal memory chip. Any information specific to the particular device model described in this White Paper is noted as such.

### Types of memory

The types of memory described and numbered below are consistent with the terminology used in Sony mobile device menus and in other content relating to 2014 Xperia™ devices:

1. **Dynamic Memory** (also known as RAM) is used by applications that run when the device is turned on. The amount of Dynamic Memory influences how many applications and operating system services can run at the same time. The Android operating system automatically closes applications and services that are not being used.

However, such automatic functionality has limits. For example, if a lower amount of free RAM is available to applications after a new release of the operating system (due to increased capabilities in the system), device speed will eventually be impacted. This is the main reason that a device cannot be indefinitely upgraded to newer releases of Android™.

If you experience problems with RAM, for example, if the device runs slower than usual or if the Home application restarts frequently when you leave an application, you should minimise the use of apps that run all the time. Such apps could include, for example, applications that frequently download social networking service updates. You could also consider using a static wallpaper instead of a live wallpaper.

To see which apps and services are currently active, go to **Settings > Apps > Running**. You should have at least 50 MB, and ideally 100 MB or more, of free RAM to avoid slowdowns and application restarts.

You should also be aware that if you update the device to a later Android release, the load on the built-in Dynamic Memory will increase due to the addition of more features, as mentioned above. As a result, the device may run slower after an update.

The Xperia™ T3 has about 1 GB of RAM available to the Android OS and applications, of which about 200 MB is already used out of the box.

2. **System Memory** (also known as “System partition” or “/system”) is used for the Android OS and for most applications that are pre-loaded from the factory. This type of memory is normally locked, and can only be changed through a firmware upgrade. There is usually some free space available in this section of memory. However, since it is locked, you cannot save apps, photos or any other content to this memory. System Memory is reserved for future firmware upgrades, which almost always need more memory than the original firmware. You cannot see or influence the use of this memory.
3. **Internal Storage** is memory used as “working” memory. It can be compared to the C: drive on a PC or to the startup disk on a Mac.

This type of memory is used to store all application downloaded from the Google Play™ Store (and other sources) as well as their settings and data (such as emails, messages and calendar events, for example). All applications have an allocated area which no other applications can access and where the application data can be stored.

Some game applications also store content such as game music and game level information outside their own designated area. In most cases, an application can choose to save its data in a location of its own choosing (outside the protected application settings area). Generally, such content is not deleted when an application is uninstalled; it must be removed manually by connecting the device to a computer with a USB cable, or by using a file manager application.

Internal Storage is also used for all user content added, for example, as a result of the user taking photos with the camera, downloading media files, and performing file transfers. Typical user content includes:

- photos
- movies
- music
- downloaded documents (as email attachments, for example)

Internal Storage will tend to fill up as a result of normal usage. Examples of such usage are the saving of data by applications; the downloading and installation of new applications; the downloading of free or paid content; and the shooting of pictures and movies. Therefore, the larger this memory is from the start, the more applications you can download and use, and the more pictures and movies you can shoot.

If the Internal Storage starts to get full, the device slows down, and in some cases it might no longer be possible to install more apps. You should always ensure that you have at least 100 MB of free Internal Storage. If not, you should consider removing some apps that you seldom use, or move content that you do not frequently access to safe storage.

You can see approximately how much Internal Storage is free in **Settings > Storage > DEVICE MEMORY**. You can also view more detail about how much memory is used by applications under **Settings > Apps**. In the Xperia™ T3, about 4.9 GB of Internal Storage is available out of the box.

Please note that in Sony Mobile 2014 products, “Internal Storage” is now the combination of what was previously known as “Device Memory” or “Phone Memory” (for applications and their data – also previously known as “/data”) and “Internal Storage” (for user’s content – also previously known as “/sdcard”). The reason for this change is to make the use of available memory more flexible, and also to enable the optional encryption of user’s content.

### **Memory card slot**

In some products you may find both a large internal memory and a memory card reader slot. However, on the current Android platform, the card reader slot does not work in the same manner in a device with a large internal memory as it does in a device with ONLY a memory card slot.

Generally, since most applications expect only a single location for storage, such applications will not generally allow you to SAVE anything to the memory card (i.e., they do not offer the option to choose a storage location). However, some applications (for instance, the Sony Mobile “Camera” application) may actually allow you to do so. Other applications, for example, backup applications such as the Sony Mobile “Memory” application, will by definition be configured to copy content from the Internal Storage to the external SD card.

On the other hand, when it comes to reading from an external SD Card, you will be able to access content (for example, videos, photos and music) on a memory card inserted in this slot without any special consideration since the Android system searches all available memory for content. Therefore, such products may be regarded as supporting a fourth type of memory, called “External Card” or “SD Card”.

4. **SD Card** (known as “/sdcard1” from a programmer’s point of view, or by other names in other Android products) is the name for the removable SD memory card in all 2014 Sony Mobile products. As described above, this External Card memory is generally more limited in that any application can read from it, but many applications cannot save to this card. Only a few applications, including backup applications and file manger applications, have the capability to save to this card.

#### **Backing up data to different memory types**

Generally, you should not save photos, videos and other personal content solely on the internal memory of a device. If something should happen with the hardware, or if the device is lost or stolen, the data stored on the device’s internal memory is gone forever.

In a device where an SD card reader is the main memory, it is relatively easy to take the card out and copy all content to a PC or Mac, or to an entertainment device with a memory card slot. In a product featuring Internal Storage as the main memory, it is not possible to physically remove the memory. Instead, any critical or high-value content must either be copied to an external SD card by a special backup application, transferred to remote storage over a network (mobile or Wi-Fi), or to a computer via a USB cable.

To facilitate the transfer of data via a cable, the Xperia™ T3 supports the Microsoft standard, Media Transfer Protocol (MTP), which makes it possible to easily transfer content back and forth between your device and a Windows PC. For Apple Mac computers, a special application called Sony™ Bridge for Mac is available with built-in support for MTP. This application can be downloaded from the relevant Xperia™ T3 Support page.

Note that you do not need to back up or make a copy of applications that you have downloaded from the Google Play™ Store. They can normally be downloaded again after you have set up your Google account to work in a new device (or in a device where the memory has been completely erased).

#### **Note 1:**

As noted above, some Android devices, including Sony Mobile devices from 2012 and Sony Ericsson devices from 2011 and earlier, do not use a single “Internal Storage” for both applications (and their data) and user content. Instead, these devices use either an external SD card for user content, or a corresponding area of internal memory to reproduce the functionality of an SD card. In such devices, there is a fixed limit between the application area (“/data”) and the user content area (“/sdcard”), with the result that user content can build up and reach this limit. The consequence of such a limit being reached, for example, for the camera application, would be that no new pictures could be taken even if there was still a considerable amount of free space in the application area (or in the user content area). In such an instance, the download and installation of new applications would also not be possible, even if there was enough free memory in the content area.

#### **Note 2:**

Some devices with integrated storage have abandoned the distinction between the application area and the content area when it comes to a Factory Data Reset. As a result, there is no option in such devices to perform a Factory Data Reset and preserve content. In such devices, all content is mandatorily and completely deleted from the device when a reset is performed.

In contrast, Sony Mobile’s memory integration solution makes it possible to preserve user content in this situation. Therefore, when performing a Factory Data Reset, the default action will still be to only remove applications and their data, and an option box must be checked if all content is to be removed as well (as might be desirable when selling the device second-hand, for instance).

**Note 3:**

For a developer, it is important to note that from a programming point of view the location names used to refer to the different memory areas described in Note 1 are still valid, i.e., the area used for applications (“/data”) is still present, as is the area used for content (“/sdcard”).

In reality, “sdcard” is a so-called “symbolic link” to “/data/media”. However, from inside an Android application, “/sdcard” can still be used. For example, you can use “sdcard/DCIM/100Android” to find all camera images. The continued use of “/sdcard” to access the content area ensures compatibility across different products and Android releases in this regard.

## Trademarks and acknowledgements

---

All product and company names mentioned herein are the trademarks or registered trademarks of their respective owners. Any rights not expressly granted herein are reserved. All other trademarks are property of their respective owners.

Visit [www.sonymobile.com](http://www.sonymobile.com) for more information.