

# SONY®

## White paper

January 2014



Xperia™ SP  
C5302

# Purpose of this document

---

Sony product White papers are intended to give an overview of a product and provide details in relevant areas of technology.

## Document history

---

Version		
March 2013	First released version	Version 1
March 2013	Second released version	Version 2
August 2013	Third released version	Version 3
August 2013	Fourth released version	Version 4
January 2014	Fifth released version	Version 5

## Sony Mobile Developer World

---

For the latest technical documentation and development tools, go to [www.sonymobile.com/developer](http://www.sonymobile.com/developer).

This White paper is published by:

Sony Mobile Communications AB,  
SE-221 88 Lund, Sweden

[www.sonymobile.com](http://www.sonymobile.com)

© Sony Mobile Communications AB, 2009-2014.

All rights reserved. You are hereby granted a license to download and/or print a copy of this document.

Any rights not expressly granted herein are reserved.

First released version (January 2014)  
Publication number: 1271-7654.1

This document is published by Sony Mobile Communications AB, without any warranty\*. Improvements and changes to this text necessitated by typographical errors, inaccuracies of current information or improvements to programs and/or equipment may be made by Sony Mobile Communications AB at any time and without notice. Such changes will, however, be incorporated into new editions of this document. Printed versions are to be regarded as temporary reference copies only.

\*All implied warranties, including without limitation the implied warranties of merchantability or fitness for a particular purpose, are excluded. In no event shall Sony or its licensors be liable for incidental or consequential damages of any nature, including but not limited to lost profits or commercial loss, arising out of the use of the information in this document.

# Table of contents

<b>Product overview .....</b>	<b>2</b>
Xperia™ SP HSPA – Experience the brilliance of Sony inside and out .....	2
Signature features .....	4
Facts – dimensions, weight, performance and networks .....	5
Categorised feature list .....	7
<b>Technologies in detail .....</b>	<b>9</b>
Device-to-device communications (local) .....	9
Bluetooth™ wireless technology .....	9
Wi-Fi® .....	10
DLNA Certified® (Digital Living Network Alliance) .....	11
Messaging .....	12
MMS (Multimedia Messaging Service).....	12
Email .....	12
Positioning – location based services .....	13
Provisioning (OMA CP) .....	13
Multimedia (audio, image and video) .....	14
Synchronisation (OMA DS, EAS, Google Sync™) .....	15
Web browser .....	15
Memory in Android™ phones .....	16
Trademarks and acknowledgements .....	20

# Product overview

## **Xperia™ SP HSPA – Experience the brilliance of Sony inside and out**

---

High definition entertainment in a premium design.

Xperia™ SP has the looks of a true design connoisseur's smartphone. The super-sharp HD screen covers almost the entire front. It stays spectacularly black when off, turns vibrantly colourful when on. This phone runs on the latest Android platform, and it's got all you need for moment-catching too. The 8 megapixel camera goes from sleep to snap in less than a second. Feel a still's not enough? Shoot scenes and scenery in beautiful HD video. You'll get a perfect result every time. It's a wrap? Then easily view it all on your TV via one-touch sharing.

### **Beauty well crafted**

How would you define quality? To add that extra touch of you-style, try the customisable illuminations. They notify you of events, Facebook updates and more. And give that extra oomph to your music and pictures.

### **Closer to reality**

Lost in the woods, wolfpack closing in. On the pitch, dodging that sliding tackle. Xperia™ SP's 4.6" HD screen is so vivid you feel you're in the middle of it all - no matter what you're viewing. The Reality Display is powered by Mobile BRAVIA® Engine 2. That means razor sharp images, vibrant colours and the enhanced contrast you recognize from Sony TV's.

### **Easy connectivity with one-touch functions**

The NFC-enabled smartphone lets you share pictures with other phones in a single touch. Or you can touch your Xperia™ SP to a Bluetooth™ speaker and listen to music saved on the phone.

### **Share your phone screen on a TV**

You can play your videos on a big screen by connecting a standard HDMI cable to your HDTV using an MHL adapter\* or a compatible TV Dock\* accessory. If you prefer to go wireless, you can use the Screen Mirroring\*\* feature to share content from your phone via the TV. With the touch of a button, you can watch your selected photo pop up on the TV screen or listen to the current music track play on the TV's speakers.

### **Snap and shoot – anytime, any light**

Getting dark? Don't let that stop you. The Exmor RS™ for mobile sensor gives you radiant pictures even in low light. No need to worry about getting the camera settings right either. Superior Auto mode helps you to that perfect picture without further ado - noise reduction is automatically activated when needed.

### **Music the way you want it**

Ragga, grime or boy bands? With the "WALKMAN" app, you customise your music experience as you please. Create your own playlists and listen in Soul shaking clarity with Clear Audio+\*\*\* and xLoud loudness enhancement. Can't get enough? Go further into Music Unlimited and choose from millions of songs. When you've found the right track, crank it up and get the sound just right with graphic equalisers. Or connect to wireless speakers with just a touch and use your smartphone as the ultimate DJ deck.

\* Separate accessory, not included.

\*\* Your TV must support screen mirroring based on Wi-Fi CERTIFIED Miracast™ for the screen mirroring feature to work. If your TV does not support such screen mirroring, you need to purchase a wireless display adapter separately. When using screen mirroring, the image quality may sometimes be negatively impacted if there is interference from other Wi-Fi networks.

\*\*\* Requires Clear Audio+ certified headset.

## Signature features

---

The Sony Xperia™ SP HSPA comes with a range of features as standard. Below is a summary of the key signature features.

### **Xperia™ Local connectivity**

#### **More control over your media**

Using Local connectivity, you can exercise more control over how media files get transferred and stored.

### **Xperia™ Home screen application**

#### **The place you call Home**

Customise your Home screen with widgets, shortcuts, folders, themes, wallpaper and other items.

Where's best for you? Email top right? Music player bottom left? You decide. With six extensions to your Home screen, you've got plenty of space to put things where you want. Just remember to flick left or right to find them.

### **Xperia™ Socialife™\***

Use the Socialife™ application from Sony to get your favorite news, videos and social networking feeds in one place. The Socialife™ home screen gives a clear overview of friends' Facebook™ and Twitter™ activity, plus news feeds that you have subscribed to. It colour-codes and sizes articles for easy reading, adding photos and cropping images of your friends' faces to illustrate each story.

*\* This service is not available in all markets.*

## Facts – dimensions, weight, performance and networks

---

<b>Operating system</b>	Google™ Android™ 4.1 (Jelly Bean)
<b>Processor</b>	1.7 GHz Qualcomm MSM8960Pro Dual Core
<b>GPU</b>	Adreno 320
<b>Size</b>	130.6x67.1x9.98 mm
<b>Weight</b>	155 grams
<b>Available colours</b>	Black Red White Silver
<b>SIM card</b>	Micro SIM
<b>Main screen</b>	
Colours	16,777,216 colour TFT
Resolution	1280x720 pixels
Size (diagonal)	4.6 inches
Scratch-resistant	Corning™ Gorilla™ glass
<b>Input mechanisms</b>	
Text input	On-screen QWERTY keyboard
Touch screen	Capacitive
Touch gesture	Yes – multi-touch, up to 10 fingers supported
<b>Memory</b>	
RAM	1 GB
Flash memory	Up to 8 GB*
Expansion slot	microSD™ card, up to 32 GB
<b>Camera</b>	
Camera resolution	8 MP
Digital zoom	16x
Photo light	Yes – Pulsed LED
Video recording	Yes – HD 1080p
Front Camera	Yes – VGA
<b>Sensors</b>	
Accelerometer	Yes
Proximity sensor	Yes

Ambient light sensor**	Yes
Magnetometer	Yes
Gyroscope	Yes
<b>Networks</b>	
C5302	UMTS HSPA+ 850 (Band V), 900 (Band VIII), 1700 (Band IV), 1900 (Band II), 2100 (Band I) MHz GSM GPRS/EDGE 850, 900, 1800, 1900 MHz
<b>Data transfer speeds</b>	
GSM GPRS	Up to 86 kbps
GSM EDGE	Up to 237 kbps
UMTS HSPA+ cat 6 (upload)	Up to 5.8 Mbps
UMTS HSPA+ cat 24 (download)	Up to 42 Mbps
<b>Hearing Aid Compatibility (HAC)</b>	
M-Rating	M3
<b>Talk time (GSM)</b>	Up to 10 hours and 44 Mins***
<b>Standby time (GSM)</b>	Up to 697 hours***
<b>Talk time (UMTS)</b>	Up to 13 hours and 14 Mins***
<b>Standby time (UMTS)</b>	Up to 706 hours***
<b>Music listening time</b>	Up to 44 hours 37 Mins***
<b>Video playback time</b>	Up to 8 hours and 25 Mins***
<b>Battery (Embedded)</b>	2370 mAh typical 2300 mAh minimum

\* Memory comprises of approximate 2 GB firmware and 5.5 GB “Internal storage” for music, pictures and movies, and downloaded applications and their data, for more details of memory, See “Memory in Android™ phones” on page 16.

\*\* There is no API for the light sensor.







\*\*\* Values are according to GSM Association Battery Life Measurement Technique as performed in controlled laboratory conditions. Actual time may vary.

**NOTE:** Battery performance may vary depending on network conditions and configurations, and phone usage.




**NOTE:** Performance metrics measured under laboratory conditions.



## Categorised feature list

 <p><b>Camera</b>              8 megapixel camera              16x digital zoom              Auto focus              Face detection              Fast capture              Flash/Pulsed LED              Flash/Photo light              Front-facing camera (VGA)              Geotagging              HD video recording (1080p)              HDR for picture              Image stabiliser              Red-eye reduction              Scene recognition              Self-timer              Send to web              Smile shutter™              Superior auto              Sony Exmor RS™              for mobile image sensor              Sweep Panorama              Touch focus</p>	 <p><b>Music</b>              3D Surround Sound (VPT)              Album art              Bluetooth™ stereo (A2DP)              Clear bass              Clear Phase™              Clear stereo              Dynamic normalizer              Music tones (MP3/AAC)              PlayNow™ service*              TrackID™ music recognition*              “WALKMAN” application              xLoud™ Experience</p>	 <p><b>Internet</b>              Google Chrome™*              Google Play™              Google™ search*              Google Voice™ Search*              Google Maps™ for Mobile with              Street view and Latitude™*              NeoReader™ barcode scanner              Pan &amp; zoom              Web browser (WebKit™)*</p>
 <p><b>Communication</b>              Call list              Facebook™ application*              Google Talk™ application*              HD Voice              Noise suppression              Polyphonic ringtones              Xperia™ Socialife™*              Speakerphone              Twitter™ application*</p>	 <p><b>Messaging</b>              Conversations              Email              Google Mail™*              Handwriting recognition              Instant messaging              Multimedia messaging (MMS)              Predictive text input              Sound recorder              Text messaging (SMS)</p>	 <p><b>Design</b>              Auto rotation              Battery STAMINA mode              Gesture input              Glove mode              Light effects              On-screen QWERTY keyboard              Sony Mobile BRAVIA® Engine 2              Screenshot capturing              Throw              Touch screen              Transparent frame              Wallpapers              Voice input</p>

\* This service is not available in all markets.

 <p><b>Entertainment</b>  3D games  Media browser  Motion gaming  PlayStation® Certified**  Radio (FM radio with RDS)  Sony Entertainment Network*  TV launcher  Video streaming  YouTube™*</p>	 <p><b>Organiser</b>  Airplane mode  Alarm clock  Calculator  Calendar  Contacts  eCompass™  Notes  Setup guide  Stopwatch  Tasks  Timer</p>	 <p><b>Connectivity</b>  3.5 mm audio jack (CTIA)  aGPS*  Bluetooth™ 4.0 wireless technology  DLNA Certified®  GLONASS*  MHL support  Media Go™  Media Transfer Protocol support  Micro USB support  Native USB tethering  NFC  PC Companion  Screen mirroring  Sony Bridge for Mac  Synchronisation via Microsoft® Exchange® ActiveSync®  Synchronisation via Facebook™  Synchronisation via Google™  Synchronisation via SyncML™  USB charging  USB High speed 2.0 support  Xperia Link™  Wi-Fi®  Wi-Fi® Hotspot functionality</p>
--	---	---

\* This service is not available in all markets.

\*\* This service is not available in all markets and may not be available at the time of launch.

# Technologies in detail

**NOTE:** The information outlined below is general and levels of compliance to standards and specifications may vary between products and markets. For more information, contact Sony Mobile Developer World or your Sony contact person where applicable.

## Device-to-device communications (local)

---

### Bluetooth™ wireless technology

Bluetooth™ profiles supported	Advanced Audio Distribution Profile v1.2 Audio/Video Remote Control Profile v1.0 Handsfree Profile v1.6 (Wide band speech) Headset Profile v1.1 Object Push Profile v1.1 Phonebook Access Profile v1.0 Message Access Profile Host Interface Device Profile Health Device Profile 1.1 Generic Attribute Profile Client/Server over LE Proximity Monitor Profile over LE
Core version and supported core features	Version 4.0
Connectable devices	Products supporting at least one of the profiles above. BT4.0 accessories generally require installation of a supporting application.

More information:

[www.sonymobile.com/developer](http://www.sonymobile.com/developer)

[www.bluetooth.com](http://www.bluetooth.com)

**Wi-Fi®**

Supported standards	IEEE 802.11a/b/g/n and Wi-Fi® Wi-Fi Direct™, Wi-Fi Protected Setup
Connectable devices	Wi-Fi® access points Wi-Fi Direct compatible devices
Frequency band	2.4 GHz/5 GHz
Data transfer rate	Up to 150 Mbit/s
Security	WEP Open Authentication WEP Shared Authentication WPA Personal and WPA2 Personal WPA Enterprise and WPA2 Enterprise EAP-SIM EAP-AKA EAP-TLS EAP-TTLS/MSCHAPv2 PEAPv0/EAP-MSCHAPv2 PEAPv1/EAP-GTC
Encryption	WEP 64 bit, WEP 128 bit, TKIP and CCMP (AES)
Power save	WMM-PS, IEEE-PS
QoS	WMM

## DLNA Certified® (Digital Living Network Alliance)

Supported Device Classes	<p><b>M-DMS – Mobile Digital Media Server</b>                  Media Types: images, music and video                  Summary: The digital media server exposes the media files in your phone to a Wi-Fi® network. The files can then be accessed from other DLNA Certified® clients.</p> <p><b>+PU+</b>                  Media Types: image, video and music                  Summary: Play media in the phone on another device, such as a TV or computer using 2 box push technology. +PU+ is integrated in the Gallery and Music applications.</p> <p><b>M-DMP – Mobile Digital Media Player</b>                  Media Types: image, video and music                  Summary: Play content stored on another device, for example, a server or a PC, directly on the phone.</p> <p><b>+DN+</b>                  Media Types: image, video and music                  Summary: Download content stored on another device, for example, a server or a PC, and play the downloaded content directly on the phone.</p>
Supported Bearers	Wi-Fi®
DRM Support	The DLNA Certified® implementation does not support DRM-protected content.

## Messaging

---

### MMS (Multimedia Messaging Service)

According to OMA Multimedia Messaging Service v1.0 + SMIL

### Email

Bearer type (IP)	GPRS, EGPRS, UMTS
Character sets	BIG5 Traditional Chinese GB18030 ISO-2022-JP Japanese ISO-8859-1 ISO-8859-2 Eastern Europe ISO-8859-5 Cyrillic ISO-8859-7 Greek ISO-8859-9 Turkish ISO 8859-11 KOI8-R Cyrillic Shift_JIS Japanese USASCII UTF-16 UTF-8 Windows® 874 Windows® 1251 Cyrillic Windows® 1252 Windows® 1254 Turkish Windows® 1258 Vietnamese
Protocols	POP3 and IMAP4
Push email	Microsoft® Exchange ActiveSync® (EAS)
Secure email	SSL/TLS, both port methods (POPS/IMAPS) and START-TLS
HTML mail	Yes (read only)

#### More information:

[www.sonymobile.com/developer](http://www.sonymobile.com/developer)

[www.openmobilealliance.org](http://www.openmobilealliance.org)

## Positioning – location based services

---

Supported standards:

- OMA Secure User Plane Location (SUPL) v1.0 & v2.0
- 3GPP™ Control Plane location
- Qualcomm® GPSTOneXtra™

Supported satellite systems:

- GPS
- GLONASS\*

\* **NOTE:** GPS and GLONASS are used together to calculate the position. Positioning is more robust and accurate in most conditions, if both systems are active. The benefits of using GLONASS are automatically available for all applications using the Satellite Positioning API (referred to "GPS Provider" in Android terminology).

## Provisioning (OMA CP)

---

OMA CP version 1.1

## Multimedia (audio, image and video)

<b>Audio Playback</b>	<b>Decoder format</b>	<b>Supported in file format</b>
	MP3	MP3 (.mp3), AVI (.avi, .xvid)
	AAC LC, HE-AAC v1, HE-AAC v2, AAC ELD	3GPP (.3gp), MP4 (.mp4), MKV (.mkv), MPEG-TS (.ts)
	AMR-NB, AMR-WB	3GPP (.3gp)
	General MIDI (GM)	SMF (.mid)
	Linear PCM, PCM/WAVE 8-bit and 16-bit	WAV (.wav), AVI (.avi), MKV (.mkv)
	Ogg vorbis	Ogg vorbis (.ogg)
	FLAC	FLAC (.flac)
<b>Audio Recording</b>	<b>Encoder format</b>	<b>Supported in file format</b>
	AMR-NB, AMR-WB	3GPP (.3gp), MP4 (.mp4), AMR (.amr)
	AAC-LC	3GPP (.3gp), MP4 (.mp4)
<b>Image Playback</b>	<b>Decoder format</b>	<b>Supported in file format</b>
	1, 4, 8, 16, 24 and 32 bpp and RLE encoded formats	BMP (.bmp)
	Single and multi-frame, bitmap mask support (GIF87a format and GIF89a format)	GIF (.gif)
	JPEG	JPEG (.jpg)
	PNG	PNG (.png)
<b>Image Capture</b>	<b>Encoder format</b>	<b>Supported in file format</b>
	JPEG	JPEG (.jpg)
<b>Video Playback</b>	<b>Decoder format</b>	<b>Supported in file format</b>
	MPEG-4 1080p (1920x1080) Advanced Simple Profile Level 5 20 Mbps at 30 fps	3GPP (.3gp), MP4 (.mp4), Matroska (.mkv), AVI (.avi, .xvid)
	H.264 1080p (1920x1080) High Profile Level 4 20 Mbps at 30 fps	3GPP (.3gp), MP4 (.mp4) Matroska (.mkv), MPEG2-TS (.ts, AAC audio)
	H.263 Profile 0 Level 70	3GPP (.3gp), MPEG-4 (.mp4)
	VP8	WebM (.webm), Matroska (.mkv)



<b>Video Recording</b>	<b>Encoder format</b>	<b>Supported in file format</b>
	Video: H.263 Profile 0, H.264 1080p (1920x1080) High Profile Audio: AAC-LC stereo, AMR-NB	3GPP (.3gp), MP4 (.mp4)
<b>Audio/Video Streaming</b>	Streaming transport	RTSP, HTTP / HTTPS, HLS
<b>DRM</b>	DRM (Digital Rights Management) – features the rights and copy protection of downloaded content	OMA DRM 1.0 Marlin DRM

## Synchronisation (OMA DS, EAS, Google Sync™)

---

OMA Data Synchronisation protocol versions 1.1.2 and 1.2

OMA Data Formats: vCard 2.1, vCalendar 1.0

Microsoft® Exchange ActiveSync® protocol version 2.5

Microsoft® Exchange ActiveSync® protocol version 12

Microsoft® Exchange ActiveSync® protocol version 12.1

Microsoft® Exchange ActiveSync® protocol version 14

Microsoft® Exchange ActiveSync® protocol version 14.1

Google Sync™

Related information:

[www.sonymobile.com/developer](http://www.sonymobile.com/developer)

## Web browser

---

Google™ Chrome for Android™ is pre-installed.\*

Related information:

<https://play.google.com/store/apps/details?id=com.android.chrome>

\* Google™ Chrome is not available for all markets.

# Memory in Android™ phones

---

To use Android phones efficiently, users should be aware of the different types of phone memory. This knowledge is important in order to understand, for example, where music, photos and videos are saved; how many apps can be downloaded from Google Play™; and how photos can be copied to a PC.

The below information is also of interest to developers who wants to make their programs able to make the best possible use of the resources in the phone.

Generally, all Android phones share the same basic memory setup. What differs is how much memory is available to you via the different types of memory, and whether your phone uses an external SD card or an internal memory chip. Any information specific to the particular phone model described in this White Paper is noted as such.

## Types of memory

The types of memory described below are consistent with the terminology used in Sony mobile phone menus and in other content relating to 2013 Xperia™ phones:

1. **Dynamic Memory** (also known as RAM) is used by applications that run when the phone is turned on. The amount of Dynamic Memory influences how many applications and operating system services can run at the same time. In Android™, the operating system automatically closes applications and services that are not being used.

However, such automatic functionality has limits. For example, if a lower amount of free RAM is available to applications after a new release of the operating system (due to increased capabilities in the system), phone speed will eventually be impacted (this is the main reason that a certain device cannot be indefinitely upgraded to newer releases of Android™).

If you experience problems with RAM, for example, if the phone runs slower than usual or if the Home application restarts frequently when you leave an application, you should minimize the use of apps that run all the time. Such apps could include, for example, applications that frequently download social service updates. You could also consider using a static wallpaper instead of a live wallpaper.

To see which apps and services are currently active, go to **Settings > Applications > Running Services**. You should have at least 50 MB, and ideally 100 MB or more, of free RAM to avoid slowdowns and application restarts.

You should also be aware that if you update the phone to a later Android release, the load on the built-in Dynamic Memory will increase due to the addition of more features, as mentioned above. As a result, the phone may run slower after an update.

2. **System Memory** (also known as “System partition” or “/system”) is used for the Android OS and for most applications that are pre-loaded from the factory. This type of memory is normally locked, and can only be changed through a firmware upgrade. There is usually some free space available in this section of memory. However, since it is locked, you cannot save apps, photos or any other content to this memory. System Memory is reserved for future firmware upgrades, which almost always need more memory than the original firmware. You cannot see or influence the use of this memory.
3. **Internal Storage** is memory used as “working” memory. It can be compared to the C: drive on a PC or to the startup disk on a Mac.

This memory is used to store all application downloaded from Google Play Store™ (and other sources) and their settings and data (such as emails, messages, calendar events and the like). All applications have an allocated area which no other applications can access and where the application data can be

stored.

Some games also stores content such as games music and level information outside their own designated area; and generally, any application can choose to save their data in locations of their own choosing (outside the protected application settings areas). Generally, such content is not deleted when an application is uninstalled but must be removed manually, by connecting the phone to a computer with a USB cable, or by the use of a file manager application.

Internal Storage is also used for all user content added, for example, as a result of the user taking photos with the camera, downloading media files, and performing file transfers. Typical user content includes:

- photos
- movies
- music
- downloaded documents (as email attachments, for example)

Internal Storage will tend to fill up as a result of normal usage: use of applications saving their data, downloading and installing new applications, downloading free or bought content and taking pictures and movies. Therefore, the larger this memory is from the start, the more applications you can download and use, and the more pictures and movies you can take.

If the Internal Storage starts to get full, the phone slows down, and in some cases it might no longer be possible to install more apps. You should always ensure that you have at least 100 MB of free Phone Memory. If not, you should consider removing some apps that you seldom use, or move content you do not frequently access to safe storage.

You can see approximately how much Internal Storage is free in **Settings > Storage > Internal Storage**. You can also view more detail about how much memory is used by applications in **Settings > Applications > Manage Applications**.

Please note that in Sony Mobile 2013 products, “Internal Storage” is now the union of what was previously known as “Phone Memory” (for applications and their data. “/data”) and “Internal Storage” (for user’s content, “/sdcard”). The reason for this change is to make the use of available memory more flexible, and also to enable the optional encryption of user’s content.

### Memory card slot

In some products you may find both a large internal memory and a memory card reader slot. However, on the current Android platform, the card reader slot does not work in the same manner in a phone with large internal memory, as in a phone with ONLY a memory card slot.

Generally, since most applications expect only a single location of storage, such applications will not generally allow you to SAVE anything to the card (i.e. they will lack an option to choose storage location); however, some applications (for instance, the Sony Mobile “Camera” application) may actually allow you to do so. Other, for example backup applications such as the Sony Mobile “Memory” application, will by definition be configured to copy content from the Internal Storage to the external SD card.

On the other hand, when it comes to READING from an external SD Card, you will be able access content (videos, photos, music) on a memory card inserted in this slot without any special considerations since the Android system searches all available memory for content. Therefore, such products may be regarded as supporting a fourth type of memory, called “External Card”.

4. **SD Card** (known as “/ext\_card” from a programmer’s point of view, or by other names in other Android products) is the name for the removable SD memory card in all 2013 Sony Mobile products. As described above, this External Card memory is generally more limited in that any application can READ from it, but many applications cannot SAVE to this card. Only a few applications, including back-up applications and file manger applications, has the capability to save to this card.

#### **Backing up data to different memory types**

Generally, you should not save photos, videos and other personal content solely on the internal memory of a phone. If something should happen with the hardware, or if the phone is lost or stolen, the data stored on the phone’s internal memory is gone forever.

In a phone where an SD card reader is the main memory, it is relatively easy to take the card out and copy all content to a PC or Mac, or to an entertainment device with a memory card slot. In a product featuring Internal Storage as the main memory, it is not possible to physically remove the memory. Instead, any critical or high-value content must either be copied to an external SD card by a special backup application, transferred to remote storage over a network (mobile or Wi-Fi), or to a computer via a USB cable.

To facilitate the transfer of data via a cable, the Xperia™ SP supports the Microsoft standard, Media Transfer Protocol (MTP), which makes it possible to easily transfer content back and forth between your phone and a Windows PC. For Apple Mac computers, a special application, BridgeforMac, is available offering built-in support for MTP; this application can be downloaded from the Xperia™ SP Support page.

Note that you do not need to back up or make a copy of applications that you have downloaded from Google Play™. They can normally be downloaded again if, once you have set up your Google account to work in a new phone (or a phone where the memory has been completely erased).

#### **Note 1:**

As noted above, some Android phones, including Sony Mobile devices from 2012, and Sony Ericsson devices from 2011 and earlier, do not use a single “Internal Storage” for both applications (and their data) and user content. Instead, these devices use either an external SD card for user content, or a corresponding area of internal memory to reproduce the functionality of an SD card. In such devices, there is a fixed limit between the application area (“/data”) and the user content area (“/sdcard”); with the result that user content can be filled, stopping the taking of new pictures for example, while there is still considerable free space in the application area; or vice versa, stopping the download and installation of new applications even though there is free memory in the content area.

#### **Note 2:**

Some devices with an integrated storage have abandoned the distinction between the application area and the content area when it comes to Factory Data Reset. As a result, there is no choice to do Factory Data Reset and preserve content; in such devices, all content is mandatorily and completely deleted from the device when a reset is performed.

In contrast, Sony Mobile has done the integration in a manner which makes it possible to preserve user content in this situation; therefore, when performing a Factory Data Reset, the default will still be to only remove applications and their data, and an option box must be checked if also all content is to be removed (as might be desirable when selling the device second-hand, for instance).

#### **Note 3:**

For a developer, it is important to note that from a programmer’s point of view, the location names used to refer to the different memory areas described in Note 1 are still valid; i.e., the area used for application (/data) is still present, as is the area used for content (/sdcard).

In reality, “sdcard” is a so-called symbolic link to “/data/media”, but from inside an Android application, “/sdcard” can still be used (for instance, use “sdcard/DCIM/100Android” to find all camera images). Continuing to use /sdcard to access the content area ensures compatibility across different products and Android releases in this regard.

## Trademarks and acknowledgements

---

All product and company names mentioned herein are the trademarks or registered trademarks of their respective owners. Any rights not expressly granted herein are reserved. All other trademarks are property of their respective owners.

Visit [www.sonymobile.com](http://www.sonymobile.com) for more information.

SONY®

# White paper

January 2014



Xperia™ SP  
C5303

# Purpose of this document

---

Sony product White papers are intended to give an overview of a product and provide details in relevant areas of technology.

# Document history

---

Version		
March 2013	First released version	Version 1
March 2013	Second released version	Version 2
August 2013	Third released version	Version 3
January 2014	Fourth released version	Version 4

# Sony Mobile Developer World

---

For the latest technical documentation and development tools, go to [www.sonymobile.com/developer](http://www.sonymobile.com/developer).

This White paper is published by:

Sony Mobile Communications AB,  
SE-221 88 Lund, Sweden

[www.sonymobile.com](http://www.sonymobile.com)

© Sony Mobile Communications AB, 2009-2014.

All rights reserved. You are hereby granted a license to download and/or print a copy of this document.

Any rights not expressly granted herein are reserved.

First released version (January 2014)  
Publication number: 1271-7653.1

This document is published by Sony Mobile Communications AB, without any warranty\*. Improvements and changes to this text necessitated by typographical errors, inaccuracies of current information or improvements to programs and/or equipment may be made by Sony Mobile Communications AB at any time and without notice. Such changes will, however, be incorporated into new editions of this document. Printed versions are to be regarded as temporary reference copies only.

\*All implied warranties, including without limitation the implied warranties of merchantability or fitness for a particular purpose, are excluded. In no event shall Sony or its licensors be liable for incidental or consequential damages of any nature, including but not limited to lost profits or commercial loss, arising out of the use of the information in this document.



# Table of contents

<b>Product overview .....</b>	<b>2</b>
Xperia™ SP LTE – Experience the brilliance of Sony inside and out .....	2
Signature features .....	4
Facts – dimensions, weight, performance and networks .....	5
Categorised feature list .....	7
<b>Technologies in detail .....</b>	<b>9</b>
Device-to-device communications (local) .....	9
Bluetooth™ wireless technology .....	9
Wi-Fi® .....	10
DLNA Certified® (Digital Living Network Alliance) .....	11
Messaging .....	12
MMS (Multimedia Messaging Service).....	12
Email .....	12
Positioning – location based services .....	13
Provisioning (OMA CP) .....	13
Multimedia (audio, image and video) .....	14
Synchronisation (OMA DS, EAS, Google Sync™) .....	15
Web browser .....	15
Memory in Android™ phones .....	16
Trademarks and acknowledgements .....	20

# Product overview

## Xperia™ SP LTE – Experience the brilliance of Sony inside and out

---

High definition entertainment in a premium design.

Xperia™ SP has the looks of a true design connoisseur's smartphone. The super-sharp HD screen covers almost the entire front. It stays spectacularly black when off, turns vibrantly colourful when on. This phone runs on the latest Android platform, and it's got all you need for moment-catching too. The 8 megapixel camera goes from sleep to snap in less than a second. Feel a still's not enough? Shoot scenes and scenery in beautiful HD video. You'll get a perfect result every time. It's a wrap? Then easily view it all on your TV via one-touch sharing.

### Beauty well crafted

How would you define quality? To add that extra touch of you-style, try the customisable illuminations. They notify you of events, Facebook updates and more. And give that extra oomph to your music and pictures.

### Closer to reality

Lost in the woods, wolfpack closing in. On the pitch, dodging that sliding tackle. Xperia™ SP's 4.6" HD screen is so vivid you feel you're in the middle of it all - no matter what you're viewing. The Reality Display is powered by Mobile BRAVIA® Engine 2. That means razor sharp images, vibrant colours and the enhanced contrast you recognize from Sony TV's.

### Easy connectivity with one-touch functions

The NFC-enabled smartphone lets you share pictures with other phones in a single touch. Or you can touch your Xperia™ SP to a Bluetooth™ speaker and listen to music saved on the phone.

### Share your phone screen on a TV

You can play your videos on a big screen by connecting a standard HDMI cable to your HDTV using an MHL adapter\* or a compatible TV Dock\* accessory. If you prefer to go wireless, you can use the Screen Mirroring\*\* feature to share content from your phone via the TV. With the touch of a button, you can watch your selected photo pop up on the TV screen or listen to the current music track play on the TV's speakers.

### Snap and shoot – anytime, any light

Getting dark? Don't let that stop you. The Exmor RS™ for mobile sensor gives you radiant pictures even in low light. No need to worry about getting the camera settings right either. Superior Auto mode helps you to that perfect picture without further ado - noise reduction is automatically activated when needed.

### Music the way you want it

Ragga, grime or boy bands? With the "WALKMAN" app, you customise your music experience as you please. Create your own playlists and listen in Soul shaking clarity with Clear Audio+\*\*\* and xLoud loudness enhancement. Can't get enough? Go further into Music Unlimited and choose from millions of songs. When you've found the right track, crank it up and get the sound just right with graphic equalisers. Or connect to wireless speakers with just a touch and use your smartphone as the ultimate DJ deck.

\* Separate accessory, not included.

\*\* Your TV must support screen mirroring based on Wi-Fi CERTIFIED Miracast™ for the screen mirroring feature to work. If your TV does not support such screen mirroring, you need to purchase a wireless display adapter separately. When using screen mirroring, the image quality may sometimes be negatively impacted if there is interference from other Wi-Fi networks.

\*\*\* Requires Clear Audio+ certified headset.

## Signature features

---

The Sony Xperia™ SP LTE comes with a range of features as standard. Below is a summary of the key signature features.

### **Xperia™ Local connectivity**

#### **More control over your media**

Using Local connectivity, you can exercise more control over how media files get transferred and stored.

### **Xperia™ Home screen application**

#### **The place you call Home**

Customise your Home screen with widgets, shortcuts, folders, themes, wallpaper and other items.

Where's best for you? Email top right? Music player bottom left? You decide. With six extensions to your Home screen, you've got plenty of space to put things where you want. Just remember to flick left or right to find them.

### **Xperia™ Socialife™\***

Use the Socialife™ application from Sony to get your favorite news, videos and social networking feeds in one place. The Socialife™ home screen gives a clear overview of friends' Facebook™ and Twitter™ activity, plus news feeds that you have subscribed to. It colour-codes and sizes articles for easy reading, adding photos and cropping images of your friends' faces to illustrate each story.

*\* This service is not available in all markets.*

## Facts – dimensions, weight, performance and networks

---

<b>Operating system</b>	Google™ Android™ 4.1 (Jelly Bean)
<b>Processor</b>	1.7 GHz Qualcomm MSM8960Pro Dual Core
<b>GPU</b>	Adreno 320
<b>Size</b>	130.6x67.1x9.98 mm
<b>Weight</b>	155 grams
<b>Available colours</b>	Black Red White Silver
<b>SIM card</b>	Micro SIM
<b>Main screen</b>	
Colours	16,777,216 colour TFT
Resolution	1280x720 pixels
Size (diagonal)	4.6 inches
Scratch-resistant	Corning™ Gorilla™ glass
<b>Input mechanisms</b>	
Text input	On-screen QWERTY keyboard
Touch screen	Capacitive
Touch gesture	Yes – multi-touch, up to 10 fingers supported
<b>Memory</b>	
RAM	1 GB
Flash memory	Up to 8 GB*
Expansion slot	microSD™ card, up to 32 GB
<b>Camera</b>	
Camera resolution	8 MP
Digital zoom	16x
Photo light	Yes – Pulsed LED
Video recording	Yes – HD 1080p
Front Camera	Yes – VGA
<b>Sensors</b>	
Accelerometer	Yes
Proximity sensor	Yes

Ambient light sensor**	Yes
Magnetometer	Yes
Gyroscope	Yes
<b>Networks</b>	
C5303	UMTS HSPA+ 850 (Band V), 900 (Band VIII), 2100 (Band I) MHz GSM GPRS/EDGE 850, 900, 1800, 1900 MHz LTE (Bands 1, 3, 5, 7, 8, 20)
<b>Data transfer speeds</b>	
GSM GPRS	Up to 86 kbps
GSM EDGE	Up to 237 kbps
UMTS HSPA+ cat 6 (upload)	Up to 5.8 Mbps
UMTS HSPA+ cat 24 (download)	Up to 42 Mbps
LTE cat 3 (upload)	Up to 50 Mbps
LTE cat 3 (download)	up to 100 Mbps
<b>Talk time (GSM)</b>	Up to 10 hours and 25 Mins***
<b>Standby time (GSM)</b>	Up to 635 hours***
<b>Talk time (UMTS)</b>	Up to 18 hours and 53 Mins***
<b>Standby time (UMTS)</b>	Up to 734 hours***
<b>Standby time (LTE)</b>	Up to 709 hours***
<b>Music listening time</b>	Up to 39 hours***
<b>Video playback time</b>	Up to 7 hours and 36 Mins***
<b>Battery (Embedded)</b>	2370 mAh typical 2300 mAh minimum

\* Memory comprises of approximate 2 GB firmware and 5.5 GB “Internal storage” for music, pictures and movies, and downloaded applications and their data, for more details of memory, See “Memory in Android™ phones” on page 16.







\*\* There is no API for the light sensor.

\*\*\* Values are according to GSM Association Battery Life Measurement Technique as performed in controlled laboratory conditions. Actual time may vary.




**NOTE:** Battery performance may vary depending on network conditions and configurations, and phone usage.

**NOTE:** Performance metrics measured under laboratory conditions.

## Categorised feature list

 <p><b>Camera</b>        8 megapixel camera        16x digital zoom        Auto focus        Face detection        Fast capture        Flash/Pulsed LED        Flash/Photo light        Front-facing camera (VGA)        Geotagging        HD video recording (1080p)        HDR for picture        Image stabiliser        Red-eye reduction        Scene recognition        Self-timer        Send to web        Smile shutter™        Superior auto        Sony Exmor RS™        for mobile image sensor        Sweep Panorama        Touch focus</p>	 <p><b>Music</b>        3D Surround Sound (VPT)        Album art        Bluetooth™ stereo (A2DP)        Clear bass        Clear Phase™        Clear stereo        Dynamic normalizer        Music tones (MP3/AAC)        PlayNow™ service*        TrackID™ music recognition*        “WALKMAN” application        xLoud™ Experience</p>	 <p><b>Internet</b>        Google Chrome™*        Google Play™        Google™ search*        Google Voice™ Search*        Google Maps™ for Mobile with        Street view and Latitude™*        NeoReader™ barcode scanner        Pan &amp; zoom        Web browser (WebKit™)</p>
 <p><b>Communication</b>        Call list        Facebook™ application*        Google Talk™ application*        HD Voice        Noise suppression        Polyphonic ringtones        Xperia™ Socialife™*        Speakerphone        Twitter™ application*</p>	 <p><b>Messaging</b>        Conversations        Email        Google Mail™*        Handwriting recognition        Instant messaging        Multimedia messaging (MMS)        Predictive text input        Sound recorder        Text messaging (SMS)</p>	 <p><b>Design</b>        Auto rotation        Battery STAMINA mode        Gesture input        Glove mode        Light effects        On-screen QWERTY keyboard        Sony Mobile BRAVIA® Engine 2        Screenshot capturing        Throw        Touch screen        Transparent frame        Wallpapers        Voice input</p>

\* This service is not available in all markets.

 <p><b>Entertainment</b>  3D games  Media browser  Motion gaming  PlayStation® Certified**  Radio (FM radio with RDS)  Sony Entertainment Network*  TV launcher  Video streaming  YouTube™*</p>	 <p><b>Organiser</b>  Airplane mode  Alarm clock  Calculator  Calendar  Contacts  eCompass™  Notes  Setup guide  Stopwatch  Tasks  Timer</p>	 <p><b>Connectivity</b>  3.5 mm audio jack (CTIA)  aGPS*  Bluetooth™ 4.0 wireless technology  DLNA Certified®  GLONASS*  MHL support  Media Go™  Media Transfer Protocol support  Micro USB support  Native USB tethering  NFC  PC Companion  Screen mirroring  Sony Bridge for Mac  Synchronisation via Microsoft® Exchange® ActiveSync®  Synchronisation via Facebook™  Synchronisation via Google™  Synchronisation via SyncML™  USB charging  USB High speed 2.0 support  Xperia Link™  Wi-Fi®  Wi-Fi® Hotspot functionality</p>
--	---	---

\* This service is not available in all markets.

\*\* This service is not available in all markets and may not be available at the time of launch.



# Technologies in detail

**NOTE:** The information outlined below is general and levels of compliance to standards and specifications may vary between products and markets. For more information, contact Sony Mobile Developer World or your Sony contact person where applicable.

## Device-to-device communications (local)

---

### Bluetooth™ wireless technology

Bluetooth™ profiles supported	Advanced Audio Distribution Profile v1.2 Audio/Video Remote Control Profile v1.0 Handsfree Profile v1.6 (Wide band speech) Headset Profile v1.1 Object Push Profile v1.1 Phonebook Access Profile v1.0 Message Access Profile Host Interface Device Profile Health Device Profile 1.1 Generic Attribute Profile Client/Server over LE Proximity Monitor Profile over LE
Core version and supported core features	Version 4.0
Connectable devices	Products supporting at least one of the profiles above. BT4.0 accessories generally require installation of a supporting application.

More information:

[www.sonymobile.com/developer](http://www.sonymobile.com/developer)

[www.bluetooth.com](http://www.bluetooth.com)

**Wi-Fi®**

Supported standards	IEEE 802.11a/b/g/n and Wi-Fi® Wi-Fi Direct™, Wi-Fi Protected Setup
Connectable devices	Wi-Fi® access points Wi-Fi Direct compatible devices
Frequency band	2.4 GHz/5 GHz
Data transfer rate	Up to 150 Mbit/s
Security	WEP Open Authentication WEP Shared Authentication WPA Personal and WPA2 Personal WPA Enterprise and WPA2 Enterprise EAP-SIM EAP-AKA EAP-TLS EAP-TTLS/MSCHAPv2 PEAPv0/EAP-MSCHAPv2 PEAPv1/EAP-GTC
Encryption	WEP 64 bit, WEP 128 bit, TKIP and CCMP (AES)
Power save	WMM-PS, IEEE-PS
QoS	WMM

**DLNA Certified® (Digital Living Network Alliance)**

Supported Device Classes	<p><b>M-DMS – Mobile Digital Media Server</b> Media Types: images, music and video Summary: The digital media server exposes the media files in your phone to a Wi-Fi® network. The files can then be accessed from other DLNA Certified® clients.</p> <p><b>+PU+</b> Media Types: image, video and music Summary: Play media in the phone on another device, such as a TV or computer using 2 box push technology. +PU+ is integrated in the Gallery and Music applications.</p> <p><b>M-DMP – Mobile Digital Media Player</b> Media Types: image, video and music Summary: Play content stored on another device, for example, a server or a PC, directly on the phone.</p> <p><b>+DN+</b> Media Types: image, video and music Summary: Download content stored on another device, for example, a server or a PC, and play the downloaded content directly on the phone.</p>
Supported Bearers	Wi-Fi®
DRM Support	The DLNA Certified® implementation does not support DRM-protected content.

## Messaging

---

### MMS (Multimedia Messaging Service)

According to OMA Multimedia Messaging Service v1.0 + SMIL

### Email

Bearer type (IP)	GPRS, EGPRS, UMTS
Character sets	BIG5 Traditional Chinese GB18030 ISO-2022-JP Japanese ISO-8859-1 ISO-8859-2 Eastern Europe ISO-8859-5 Cyrillic ISO-8859-7 Greek ISO-8859-9 Turkish ISO 8859-11 KOI8-R Cyrillic Shift_JIS Japanese USASCII UTF-16 UTF-8 Windows® 874 Windows® 1251 Cyrillic Windows® 1252 Windows® 1254 Turkish Windows® 1258 Vietnamese
Protocols	POP3 and IMAP4
Push email	Microsoft® Exchange ActiveSync® (EAS)
Secure email	SSL/TLS, both port methods (POPS/IMAPS) and START-TLS
HTML mail	Yes (read only)

#### More information:

[www.sonymobile.com/developer](http://www.sonymobile.com/developer)

[www.openmobilealliance.org](http://www.openmobilealliance.org)

## Positioning – location based services

---

Supported standards:

- OMA Secure User Plane Location (SUPL) v1.0 & v2.0
- 3GPP™ Control Plane location
- Qualcomm® GPSTOneXtra™

Supported satellite systems:

- GPS
- GLONASS\*

\* **NOTE:** GPS and GLONASS are used together to calculate the position. Positioning is more robust and accurate in most conditions, if both systems are active. The benefits of using GLONASS are automatically available for all applications using the Satellite Positioning API (referred to "GPS Provider" in Android terminology).

## Provisioning (OMA CP)

---

OMA CP version 1.1

## Multimedia (audio, image and video)

<b>Audio Playback</b>	<b>Decoder format</b>	<b>Supported in file format</b>
	MP3	MP3 (.mp3), AVI (.avi, .xvid)
	AAC LC, HE-AAC v1, HE-AAC v2, AAC ELD	3GPP (.3gp), MP4 (.mp4), MKV (.mkv), MPEG-TS (.ts)
	AMR-NB, AMR-WB	3GPP (.3gp)
	General MIDI (GM)	SMF (.mid)
	Linear PCM, PCM/WAVE 8-bit and 16-bit	WAV (.wav), AVI (.avi), MKV (.mkv)
	Ogg vorbis	Ogg vorbis (.ogg)
	FLAC	FLAC (.flac)
<b>Audio Recording</b>	<b>Encoder format</b>	<b>Supported in file format</b>
	AMR-NB, AMR-WB	3GPP (.3gp), MP4 (.mp4), AMR (.amr)
	AAC-LC	3GPP (.3gp), MP4 (.mp4)
<b>Image Playback</b>	<b>Decoder format</b>	<b>Supported in file format</b>
	1, 4, 8, 16, 24 and 32 bpp and RLE encoded formats	BMP (.bmp)
	Single and multi-frame, bitmap mask support (GIF87a format and GIF89a format)	GIF (.gif)
	JPEG	JPEG (.jpg)
	PNG	PNG (.png)
<b>Image Capture</b>	<b>Encoder format</b>	<b>Supported in file format</b>
	JPEG	JPEG (.jpg)
<b>Video Playback</b>	<b>Decoder format</b>	<b>Supported in file format</b>
	MPEG-4 1080p (1920x1080) Advanced Simple Profile Level 5 20 Mbps at 30 fps	3GPP (.3gp), MP4 (.mp4), Matroska (.mkv), AVI (.avi, .xvid)
	H.264 1080p (1920x1080) High Profile Level 4 20 Mbps at 30 fps	3GPP (.3gp), MP4 (.mp4) Matroska (.mkv), MPEG2-TS (.ts, AAC audio)
	H.263 Profile 0 Level 70	3GPP (.3gp), MPEG-4 (.mp4)
	VP8	WebM (.webm), Matroska (.mkv)

<b>Video Recording</b>	<b>Encoder format</b>	<b>Supported in file format</b>
	Video: H.263 Profile 0, H.264 1080p (1920x1080) High Profile Audio: AAC-LC stereo, AMR-NB	3GPP (.3gp), MP4 (.mp4)
<b>Audio/Video Streaming</b>	Streaming transport	RTSP, HTTP / HTTPS, HLS
<b>DRM</b>	DRM (Digital Rights Management) – features the rights and copy protection of downloaded content	OMA DRM 1.0 Marlin DRM

## Synchronisation (OMA DS, EAS, Google Sync™)

---

OMA Data Synchronisation protocol versions 1.1.2 and 1.2

OMA Data Formats: vCard 2.1, vCalendar 1.0

Microsoft® Exchange ActiveSync® protocol version 2.5

Microsoft® Exchange ActiveSync® protocol version 12

Microsoft® Exchange ActiveSync® protocol version 12.1

Microsoft® Exchange ActiveSync® protocol version 14

Microsoft® Exchange ActiveSync® protocol version 14.1

Google Sync™

Related information:

[www.sonymobile.com/developer](http://www.sonymobile.com/developer)

## Web browser

---

Google™ Chrome for Android™ is pre-installed.\*

Related information:

<https://play.google.com/store/apps/details?id=com.android.chrome>

\* Google™ Chrome is not available for all markets.

## Memory in Android™ phones

---

To use Android phones efficiently, users should be aware of the different types of phone memory. This knowledge is important in order to understand, for example, where music, photos and videos are saved; how many apps can be downloaded from Google Play™; and how photos can be copied to a PC.

The below information is also of interest to developers who wants to make their programs able to make the best possible use of the resources in the phone.

Generally, all Android phones share the same basic memory setup. What differs is how much memory is available to you via the different types of memory, and whether your phone uses an external SD card or an internal memory chip. Any information specific to the particular phone model described in this White Paper is noted as such.

### Types of memory

The types of memory described below are consistent with the terminology used in Sony mobile phone menus and in other content relating to 2013 Xperia™ phones:

1. **Dynamic Memory** (also known as RAM) is used by applications that run when the phone is turned on. The amount of Dynamic Memory influences how many applications and operating system services can run at the same time. In Android™, the operating system automatically closes applications and services that are not being used.

However, such automatic functionality has limits. For example, if a lower amount of free RAM is available to applications after a new release of the operating system (due to increased capabilities in the system), phone speed will eventually be impacted (this is the main reason that a certain device cannot be indefinitely upgraded to newer releases of Android™).

If you experience problems with RAM, for example, if the phone runs slower than usual or if the Home application restarts frequently when you leave an application, you should minimize the use of apps that run all the time. Such apps could include, for example, applications that frequently download social service updates. You could also consider using a static wallpaper instead of a live wallpaper.

To see which apps and services are currently active, go to **Settings > Applications > Running Services**. You should have at least 50 MB, and ideally 100 MB or more, of free RAM to avoid slowdowns and application restarts.

You should also be aware that if you update the phone to a later Android release, the load on the built-in Dynamic Memory will increase due to the addition of more features, as mentioned above. As a result, the phone may run slower after an update.

2. **System Memory** (also known as “System partition” or “/system”) is used for the Android OS and for most applications that are pre-loaded from the factory. This type of memory is normally locked, and can only be changed through a firmware upgrade. There is usually some free space available in this section of memory. However, since it is locked, you cannot save apps, photos or any other content to this memory. System Memory is reserved for future firmware upgrades, which almost always need more memory than the original firmware. You cannot see or influence the use of this memory.
3. **Internal Storage** is memory used as “working” memory. It can be compared to the C: drive on a PC or to the startup disk on a Mac.

This memory is used to store all application downloaded from Google Play Store™ (and other sources) and their settings and data (such as emails, messages, calendar events and the like). All applications have an allocated area which no other applications can access and where the application data can be



stored.

Some games also stores content such as games music and level information outside their own designated area; and generally, any application can choose to save their data in locations of their own choosing (outside the protected application settings areas). Generally, such content is not deleted when an application is uninstalled but must be removed manually, by connecting the phone to a computer with a USB cable, or by the use of a file manager application.

Internal Storage is also used for all user content added, for example, as a result of the user taking photos with the camera, downloading media files, and performing file transfers. Typical user content includes:

- photos
- movies
- music
- downloaded documents (as email attachments, for example)

Internal Storage will tend to fill up as a result of normal usage: use of applications saving their data, downloading and installing new applications, downloading free or bought content and taking pictures and movies. Therefore, the larger this memory is from the start, the more applications you can download and use, and the more pictures and movies you can take.

If the Internal Storage starts to get full, the phone slows down, and in some cases it might no longer be possible to install more apps. You should always ensure that you have at least 100 MB of free Phone Memory. If not, you should consider removing some apps that you seldom use, or move content you do not frequently access to safe storage.

You can see approximately how much Internal Storage is free in **Settings > Storage > Internal Storage**. You can also view more detail about how much memory is used by applications in **Settings > Applications > Manage Applications**.

Please note that in Sony Mobile 2013 products, “Internal Storage” is now the union of what was previously known as “Phone Memory” (for applications and their data. “/data”) and “Internal Storage” (for user’s content, “/sdcard”). The reason for this change is to make the use of available memory more flexible, and also to enable the optional encryption of user’s content.

### Memory card slot

In some products you may find both a large internal memory and a memory card reader slot. However, on the current Android platform, the card reader slot does not work in the same manner in a phone with large internal memory, as in a phone with ONLY a memory card slot.

Generally, since most applications expect only a single location of storage, such applications will not generally allow you to SAVE anything to the card (i.e. they will lack an option to choose storage location); however, some applications (for instance, the Sony Mobile “Camera” application) may actually allow you to do so. Other, for example backup applications such as the Sony Mobile “Memory” application, will by definition be configured to copy content from the Internal Storage to the external SD card.

On the other hand, when it comes to READING from an external SD Card, you will be able access content (videos, photos, music) on a memory card inserted in this slot without any special considerations since the Android system searches all available memory for content. Therefore, such products may be regarded as supporting a fourth type of memory, called “External Card”.

4. **SD Card** (known as “/ext\_card” from a programmer’s point of view, or by other names in other Android products) is the name for the removable SD memory card in all 2013 Sony Mobile products. As described above, this External Card memory is generally more limited in that any application can READ from it, but many applications cannot SAVE to this card. Only a few applications, including back-up applications and file manger applications, has the capability to save to this card.

#### **Backing up data to different memory types**

Generally, you should not save photos, videos and other personal content solely on the internal memory of a phone. If something should happen with the hardware, or if the phone is lost or stolen, the data stored on the phone’s internal memory is gone forever.

In a phone where an SD card reader is the main memory, it is relatively easy to take the card out and copy all content to a PC or Mac, or to an entertainment device with a memory card slot. In a product featuring Internal Storage as the main memory, it is not possible to physically remove the memory. Instead, any critical or high-value content must either be copied to an external SD card by a special backup application, transferred to remote storage over a network (mobile or Wi-Fi), or to a computer via a USB cable.

To facilitate the transfer of data via a cable, the Xperia™ SP supports the Microsoft standard, Media Transfer Protocol (MTP), which makes it possible to easily transfer content back and forth between your phone and a Windows PC. For Apple Mac computers, a special application, BridgeforMac, is available offering built-in support for MTP; this application can be downloaded from the Xperia™ SP Support page.

Note that you do not need to back up or make a copy of applications that you have downloaded from Google Play™. They can normally be downloaded again if, once you have set up your Google account to work in a new phone (or a phone where the memory has been completely erased).

#### **Note 1:**

As noted above, some Android phones, including Sony Mobile devices from 2012, and Sony Ericsson devices from 2011 and earlier, do not use a single “Internal Storage” for both applications (and their data) and user content. Instead, these devices use either an external SD card for user content, or a corresponding area of internal memory to reproduce the functionality of an SD card. In such devices, there is a fixed limit between the application area (“/data”) and the user content area (“/sdcard”); with the result that user content can be filled, stopping the taking of new pictures for example, while there is still considerable free space in the application area; or vice versa, stopping the download and installation of new applications even though there is free memory in the content area.

#### **Note 2:**

Some devices with an integrated storage have abandoned the distinction between the application area and the content area when it comes to Factory Data Reset. As a result, there is no choice to do Factory Data Reset and preserve content; in such devices, all content is mandatorily and completely deleted from the device when a reset is performed.

In contrast, Sony Mobile has done the integration in a manner which makes it possible to preserve user content in this situation; therefore, when performing a Factory Data Reset, the default will still be to only remove applications and their data, and an option box must be checked if also all content is to be removed (as might be desirable when selling the device second-hand, for instance).

#### **Note 3:**

For a developer, it is important to note that from a programmer’s point of view, the location names used to refer to the different memory areas described in Note 1 are still valid; i.e., the area used for application (/data) is still present, as is the area used for content (/sdcard).

In reality, “sdcard” is a so-called symbolic link to “/data/media”, but from inside an Android application, “/sdcard” can still be used (for instance, use “sdcard/DCIM/100Android” to find all camera images). Continuing to use /sdcard to access the content area ensures compatibility across different products and Android releases in this regard.

## Trademarks and acknowledgements

---

All product and company names mentioned herein are the trademarks or registered trademarks of their respective owners. Any rights not expressly granted herein are reserved. All other trademarks are property of their respective owners.

Visit [www.sonymobile.com](http://www.sonymobile.com) for more information.

# SONY®

## White paper

January 2014



Xperia™ SP  
C5306

# Purpose of this document

---

Sony product White papers are intended to give an overview of a product and provide details in relevant areas of technology.

## Document history

---

Version		
March 2013	First released version	Version 1
March 2013	Second released version	Version 2
August 2013	Third released version	Version 3
January 2014	Fourth released version	Version 4

## Sony Mobile Developer World

---

For the latest technical documentation and development tools, go to [www.sonymobile.com/developer](http://www.sonymobile.com/developer).

This White paper is published by:

Sony Mobile Communications AB,  
SE-221 88 Lund, Sweden

[www.sonymobile.com](http://www.sonymobile.com)

© Sony Mobile Communications AB, 2009-2014.

All rights reserved. You are hereby granted a license to download and/or print a copy of this document.

Any rights not expressly granted herein are reserved.

First released version (January 2014)  
Publication number: 1271-7655.1

This document is published by Sony Mobile Communications AB, without any warranty\*. Improvements and changes to this text necessitated by typographical errors, inaccuracies of current information or improvements to programs and/or equipment may be made by Sony Mobile Communications AB at any time and without notice. Such changes will, however, be incorporated into new editions of this document. Printed versions are to be regarded as temporary reference copies only.

\*All implied warranties, including without limitation the implied warranties of merchantability or fitness for a particular purpose, are excluded. In no event shall Sony or its licensors be liable for incidental or consequential damages of any nature, including but not limited to lost profits or commercial loss, arising out of the use of the information in this document.

# Table of contents

<b>Product overview .....</b>	<b>2</b>
Xperia™ SP – Experience the brilliance of Sony inside and out .....	2
Signature features .....	4
Facts – dimensions, weight, performance and networks .....	5
Categorised feature list .....	7
<b>Technologies in detail .....</b>	<b>9</b>
Device-to-device communications (local) .....	9
Bluetooth™ wireless technology .....	9
Wi-Fi® .....	10
DLNA Certified® (Digital Living Network Alliance) .....	11
Messaging .....	12
MMS (Multimedia Messaging Service).....	12
Email .....	12
Positioning – location based services .....	13
Provisioning (OMA CP) .....	13
Multimedia (audio, image and video) .....	14
Synchronisation (OMA DS, EAS, Google Sync™) .....	15
Web browser .....	15
Memory in Android™ phones .....	16
Trademarks and acknowledgements .....	20

# Product overview

## Xperia™ SP – Experience the brilliance of Sony inside and out

---

High definition entertainment in a premium design.

Xperia™ SP has the looks of a true design connoisseur's smartphone. The super-sharp HD screen covers almost the entire front. It stays spectacularly black when off, turns vibrantly colourful when on. This phone runs on the latest Android platform, and it's got all you need for moment-catching too. The 8 megapixel camera goes from sleep to snap in less than a second. Feel a still's not enough? Shoot scenes and scenery in beautiful HD video. You'll get a perfect result every time. It's a wrap? Then easily view it all on your TV via one-touch sharing.

### Beauty well crafted

How would you define quality? To add that extra touch of you-style, try the customisable illuminations. They notify you of events, Facebook updates and more. And give that extra oomph to your music and pictures.

### Closer to reality

Lost in the woods, wolfpack closing in. On the pitch, dodging that sliding tackle. Xperia™ SP's 4.6" HD screen is so vivid you feel you're in the middle of it all - no matter what you're viewing. The Reality Display is powered by Mobile BRAVIA® Engine 2. That means razor sharp images, vibrant colours and the enhanced contrast you recognize from Sony TV's.

### Easy connectivity with one-touch functions

The NFC-enabled smartphone lets you share pictures with other phones in a single touch. Or you can touch your Xperia™ SP to a Bluetooth™ speaker and listen to music saved on the phone.

### Share your phone screen on a TV

You can play your videos on a big screen by connecting a standard HDMI cable to your HDTV using an MHL adapter\* or a compatible TV Dock\* accessory. If you prefer to go wireless, you can use the Screen Mirroring\*\* feature to share content from your phone via the TV. With the touch of a button, you can watch your selected photo pop up on the TV screen or listen to the current music track play on the TV's speakers.

### Snap and shoot – anytime, any light

Getting dark? Don't let that stop you. The Exmor RS™ for mobile sensor gives you radiant pictures even in low light. No need to worry about getting the camera settings right either. Superior Auto mode helps you to that perfect picture without further ado - noise reduction is automatically activated when needed.

### Music the way you want it

Ragga, grime or boy bands? With the "WALKMAN" app, you customise your music experience as you please. Create your own playlists and listen in Soul shaking clarity with Clear Audio+\*\*\* and xLoud loudness enhancement. Can't get enough? Go further into Music Unlimited and choose from millions of songs. When you've found the right track, crank it up and get the sound just right with graphic equalisers. Or connect to wireless speakers with just a touch and use your smartphone as the ultimate DJ deck.



\* Separate accessory, not included.

\*\* Your TV must support screen mirroring based on Wi-Fi CERTIFIED Miracast™ for the screen mirroring feature to work. If your TV does not support such screen mirroring, you need to purchase a wireless display adapter separately. When using screen mirroring, the image quality may sometimes be negatively impacted if there is interference from other Wi-Fi networks.

\*\*\* Requires Clear Audio+ certified headset.

## Signature features

---

The Sony Xperia™ SP comes with a range of features as standard. Below is a summary of the key signature features.

### **Xperia™ Local connectivity**

#### **More control over your media**

Using Local connectivity, you can exercise more control over how media files get transferred and stored.

### **Xperia™ Home screen application**

#### **The place you call Home**

Customise your Home screen with widgets, shortcuts, folders, themes, wallpaper and other items.

Where's best for you? Email top right? Music player bottom left? You decide. With six extensions to your Home screen, you've got plenty of space to put things where you want. Just remember to flick left or right to find them.

### **Xperia™ Socialife™\***

Use the Socialife™ application from Sony to get your favorite news, videos and social networking feeds in one place. The Socialife™ home screen gives a clear overview of friends' Facebook™ and Twitter™ activity, plus news feeds that you have subscribed to. It colour-codes and sizes articles for easy reading, adding photos and cropping images of your friends' faces to illustrate each story.

*\* This service is not available in all markets.*

## Facts – dimensions, weight, performance and networks

---

<b>Operating system</b>	Google™ Android™ 4.1 (Jelly Bean)
<b>Processor</b>	1.7 GHz Qualcomm MSM8960Pro Dual Core
<b>GPU</b>	Adreno 320
<b>Size</b>	130.6x67.1x9.98 mm
<b>Weight</b>	155 grams
<b>Available colours</b>	Black Red White Silver
<b>SIM card</b>	Micro SIM
<b>Main screen</b>	
Colours	16,777,216 colour TFT
Resolution	1280x720 pixels
Size (diagonal)	4.6 inches
Scratch-resistant	Corning™ Gorilla™ glass
<b>Input mechanisms</b>	
Text input	On-screen QWERTY keyboard
Touch screen	Capacitive
Touch gesture	Yes – multi-touch, up to 10 fingers supported
<b>Memory</b>	
RAM	1 GB
Flash memory	Up to 8 GB*
Expansion slot	microSD™ card, up to 32 GB
<b>Camera</b>	
Camera resolution	8 MP
Digital zoom	16x
Photo light	Yes – Pulsed LED
Video recording	Yes – HD 1080p
Front Camera	Yes – VGA
<b>Sensors</b>	
Accelerometer	Yes
Proximity sensor	Yes

Ambient light sensor**	Yes
Magnetometer	Yes
Gyroscope	Yes
<b>Networks</b>	
C5306	UMTS HSPA+ 850 (Band V), 900 (Band VIII), 1900 (Band II), 2100 (Band I) MHz GSM GPRS/EDGE 850, 900, 1800, 1900 MHz LTE Band I, Band II, Band IV and Band V
<b>Data transfer speeds</b>	
GSM GPRS	Up to 86 kbps
GSM EDGE	Up to 237 kbps
UMTS HSPA+ cat 6 (upload)	Up to 5.8 Mbps
UMTS HSPA+ cat 24 (download)	Up to 42 Mbps
LTE cat 3 (upload)	Up to 50 Mbps
LTE cat 3 (download)	up to 100 Mbps
<b>Hearing Aid Compatibility (HAC)</b>	
M-Rating	M3
<b>Talk time (GSM)</b>	Up to 10 hours and 25 Mins***
<b>Standby time (GSM)</b>	Up to 635 hours***
<b>Talk time (UMTS)</b>	Up to 18 hours and 53 Mins***
<b>Standby time (UMTS)</b>	Up to 734 hours***
<b>Standby time (LTE)</b>	Up to 709 hours***
<b>Music listening time</b>	Up to 39 hours***
<b>Video playback time</b>	Up to 7 hours and 36 Mins***
<b>Battery (Embedded)</b>	2370 mAh typical 2300 mAh minimum

\* Memory comprises of approximate 2 GB firmware and 5.5 GB “Internal storage” for music, pictures and movies, and downloaded applications and their data, for more details of memory, See “Memory in Android™ phones” on page 16.






\*\* There is no API for the light sensor.

\*\*\* Values are according to GSM Association Battery Life Measurement Technique as performed in controlled laboratory conditions. Actual time may vary.




**NOTE:** Battery performance may vary depending on network conditions and configurations, and phone usage.

**NOTE:** Performance metrics measured under laboratory conditions.

## Categorised feature list

 <p><b>Camera</b></p> <ul style="list-style-type: none"> <li>8 megapixel camera</li> <li>16x digital zoom</li> <li>Auto focus</li> <li>Face detection</li> <li>Fast capture</li> <li>Flash/Pulsed LED</li> <li>Flash/Photo light</li> <li>Front-facing camera (VGA)</li> <li>Geotagging</li> <li>HD video recording (1080p)</li> <li>HDR for picture</li> <li>Image stabiliser</li> <li>Red-eye reduction</li> <li>Scene recognition</li> <li>Self-timer</li> <li>Send to web</li> <li>Smile shutter™</li> <li>Superior auto</li> <li>Sony Exmor RS™ for mobile image sensor</li> <li>Sweep Panorama</li> <li>Touch focus</li> </ul>	 <p><b>Music</b></p> <ul style="list-style-type: none"> <li>3D Surround Sound (VPT)</li> <li>Album art</li> <li>Bluetooth™ stereo (A2DP)</li> <li>Clear bass</li> <li>Clear Phase™</li> <li>Clear stereo</li> <li>Dynamic normalizer</li> <li>Music tones (MP3/AAC)</li> <li>PlayNow™ service*</li> <li>TrackID™ music recognition*</li> <li>“WALKMAN” application</li> <li>xLoud™ Experience</li> </ul>	 <p><b>Internet</b></p> <ul style="list-style-type: none"> <li>Google Chrome™*</li> <li>Google Play™</li> <li>Google™ search*</li> <li>Google Voice™ Search*</li> <li>Google Maps™ for Mobile with Street view and Latitude™*</li> <li>NeoReader™ barcode scanner</li> <li>Pan &amp; zoom</li> <li>Web browser (WebKit™)*</li> </ul>
 <p><b>Communication</b></p> <ul style="list-style-type: none"> <li>Call list</li> <li>Facebook™ application*</li> <li>Google Talk™ application*</li> <li>HD Voice</li> <li>Noise suppression</li> <li>Polyphonic ringtones</li> <li>Xperia™ Socialife™*</li> <li>Speakerphone</li> <li>Twitter™ application*</li> </ul>	 <p><b>Messaging</b></p> <ul style="list-style-type: none"> <li>Conversations</li> <li>Email</li> <li>Google Mail™*</li> <li>Handwriting recognition</li> <li>Instant messaging</li> <li>Multimedia messaging (MMS)</li> <li>Predictive text input</li> <li>Sound recorder</li> <li>Text messaging (SMS)</li> </ul>	 <p><b>Design</b></p> <ul style="list-style-type: none"> <li>Auto rotation</li> <li>Battery STAMINA mode</li> <li>Gesture input</li> <li>Glove mode</li> <li>Light effects</li> <li>On-screen QWERTY keyboard</li> <li>Sony Mobile BRAVIA® Engine 2</li> <li>Screenshot capturing</li> <li>Throw</li> <li>Touch screen</li> <li>Transparent frame</li> <li>Wallpapers</li> <li>Voice input</li> </ul>

\* This service is not available in all markets.

 <p><b>Entertainment</b>            3D games            Media browser            Motion gaming            PlayStation® Certified**            Radio (FM radio with RDS)            Sony Entertainment Network*            TV launcher            Video streaming            YouTube™*</p>	 <p><b>Organiser</b>            Airplane mode            Alarm clock            Calculator            Calendar            Contacts            eCompass™            Notes            Setup guide            Stopwatch            Tasks            Timer</p>	 <p><b>Connectivity</b>            3.5 mm audio jack (CTIA)            aGPS*            Bluetooth™ 4.0 wireless technology            DLNA Certified®            GLONASS*            MHL support            Media Go™            Media Transfer Protocol support            Micro USB support            Native USB tethering            NFC            PC Companion            Screen mirroring            Sony Bridge for Mac            Synchronisation via Microsoft® Exchange® ActiveSync®            Synchronisation via Facebook™            Synchronisation via Google™            Synchronisation via SyncML™            USB charging            USB High speed 2.0 support            Xperia Link™            Wi-Fi®            Wi-Fi® Hotspot functionality</p>
--	---	---

\* This service is not available in all markets.

\*\* This service is not available in all markets and may not be available at the time of launch.

# Technologies in detail

**NOTE:** The information outlined below is general and levels of compliance to standards and specifications may vary between products and markets. For more information, contact Sony Mobile Developer World or your Sony contact person where applicable.

## Device-to-device communications (local)

---

### Bluetooth™ wireless technology

Bluetooth™ profiles supported	Advanced Audio Distribution Profile v1.2 Audio/Video Remote Control Profile v1.0 Handsfree Profile v1.6 (Wide band speech) Headset Profile v1.1 Object Push Profile v1.1 Phonebook Access Profile v1.0 Message Access Profile Host Interface Device Profile Health Device Profile 1.1 Generic Attribute Profile Client/Server over LE Proximity Monitor Profile over LE
Core version and supported core features	Version 4.0
Connectable devices	Products supporting at least one of the profiles above. BT4.0 accessories generally require installation of a supporting application.

More information:

[www.sonymobile.com/developer](http://www.sonymobile.com/developer)

[www.bluetooth.com](http://www.bluetooth.com)

**Wi-Fi®**

Supported standards	IEEE 802.11a/b/g/n and Wi-Fi® Wi-Fi Direct™, Wi-Fi Protected Setup
Connectable devices	Wi-Fi® access points Wi-Fi Direct compatible devices
Frequency band	2.4 GHz/5 GHz
Data transfer rate	Up to 150 Mbit/s
Security	WEP Open Authentication WEP Shared Authentication WPA Personal and WPA2 Personal WPA Enterprise and WPA2 Enterprise EAP-SIM EAP-AKA EAP-TLS EAP-TTLS/MSCHAPv2 PEAPv0/EAP-MSCHAPv2 PEAPv1/EAP-GTC
Encryption	WEP 64 bit, WEP 128 bit, TKIP and CCMP (AES)
Power save	WMM-PS, IEEE-PS
QoS	WMM



## DLNA Certified® (Digital Living Network Alliance)

Supported Device Classes	<p><b>M-DMS – Mobile Digital Media Server</b> Media Types: images, music and video Summary: The digital media server exposes the media files in your phone to a Wi-Fi® network. The files can then be accessed from other DLNA Certified® clients.</p> <p><b>+PU+</b> Media Types: image, video and music Summary: Play media in the phone on another device, such as a TV or computer using 2 box push technology. +PU+ is integrated in the Gallery and Music applications.</p> <p><b>M-DMP – Mobile Digital Media Player</b> Media Types: image, video and music Summary: Play content stored on another device, for example, a server or a PC, directly on the phone.</p> <p><b>+DN+</b> Media Types: image, video and music Summary: Download content stored on another device, for example, a server or a PC, and play the downloaded content directly on the phone.</p>
Supported Bearers	Wi-Fi®
DRM Support	The DLNA Certified® implementation does not support DRM-protected content.

## Messaging

---

### MMS (Multimedia Messaging Service)

According to OMA Multimedia Messaging Service v1.0 + SMIL

### Email

Bearer type (IP)	GPRS, EGPRS, UMTS
Character sets	BIG5 Traditional Chinese GB18030 ISO-2022-JP Japanese ISO-8859-1 ISO-8859-2 Eastern Europe ISO-8859-5 Cyrillic ISO-8859-7 Greek ISO-8859-9 Turkish ISO 8859-11 KOI8-R Cyrillic Shift_JIS Japanese USASCII UTF-16 UTF-8 Windows® 874 Windows® 1251 Cyrillic Windows® 1252 Windows® 1254 Turkish Windows® 1258 Vietnamese
Protocols	POP3 and IMAP4
Push email	Microsoft® Exchange ActiveSync® (EAS)
Secure email	SSL/TLS, both port methods (POPS/IMAPS) and START-TLS
HTML mail	Yes (read only)

#### More information:

[www.sonymobile.com/developer](http://www.sonymobile.com/developer)

[www.openmobilealliance.org](http://www.openmobilealliance.org)

## Positioning – location based services

---

Supported standards:

- OMA Secure User Plane Location (SUPL) v1.0 & v2.0
- 3GPP™ Control Plane location
- Qualcomm® GPSTOneXtra™

Supported satellite systems:

- GPS
- GLONASS\*

\* **NOTE:** GPS and GLONASS are used together to calculate the position. Positioning is more robust and accurate in most conditions, if both systems are active. The benefits of using GLONASS are automatically available for all applications using the Satellite Positioning API (referred to "GPS Provider" in Android terminology).

## Provisioning (OMA CP)

---

OMA CP version 1.1

## Multimedia (audio, image and video)

<b>Audio Playback</b>	<b>Decoder format</b>	<b>Supported in file format</b>
	MP3	MP3 (.mp3), AVI (.avi, .xvid)
	AAC LC, HE-AAC v1, HE-AAC v2, AAC ELD	3GPP (.3gp), MP4 (.mp4), MKV (.mkv), MPEG-TS (.ts)
	AMR-NB, AMR-WB	3GPP (.3gp)
	General MIDI (GM)	SMF (.mid)
	Linear PCM, PCM/WAVE 8-bit and 16-bit	WAV (.wav), AVI (.avi), MKV (.mkv)
	Ogg vorbis	Ogg vorbis (.ogg)
	FLAC	FLAC (.flac)
<b>Audio Recording</b>	<b>Encoder format</b>	<b>Supported in file format</b>
	AMR-NB, AMR-WB	3GPP (.3gp), MP4 (.mp4), AMR (.amr)
	AAC-LC	3GPP (.3gp), MP4 (.mp4)
<b>Image Playback</b>	<b>Decoder format</b>	<b>Supported in file format</b>
	1, 4, 8, 16, 24 and 32 bpp and RLE encoded formats	BMP (.bmp)
	Single and multi-frame, bitmap mask support (GIF87a format and GIF89a format)	GIF (.gif)
	JPEG	JPEG (.jpg)
	PNG	PNG (.png)
<b>Image Capture</b>	<b>Encoder format</b>	<b>Supported in file format</b>
	JPEG	JPEG (.jpg)
<b>Video Playback</b>	<b>Decoder format</b>	<b>Supported in file format</b>
	MPEG-4 1080p (1920x1080) Advanced Simple Profile Level 5 20 Mbps at 30 fps	3GPP (.3gp), MP4 (.mp4), Matroska (.mkv), AVI (.avi, .xvid)
	H.264 1080p (1920x1080) High Profile Level 4 20 Mbps at 30 fps	3GPP (.3gp), MP4 (.mp4) Matroska (.mkv), MPEG2-TS (.ts, AAC audio)
	H.263 Profile 0 Level 70	3GPP (.3gp), MPEG-4 (.mp4)
	VP8	WebM (.webm), Matroska (.mkv)

<b>Video Recording</b>	<b>Encoder format</b>	<b>Supported in file format</b>
	Video: H.263 Profile 0, H.264 1080p (1920x1080) High Profile Audio: AAC-LC stereo, AMR-NB	3GPP (.3gp), MP4 (.mp4)
<b>Audio/Video Streaming</b>	Streaming transport	RTSP, HTTP / HTTPS, HLS
<b>DRM</b>	DRM (Digital Rights Management) – features the rights and copy protection of downloaded content	OMA DRM 1.0 Marlin DRM

## Synchronisation (OMA DS, EAS, Google Sync™)

---

OMA Data Synchronisation protocol versions 1.1.2 and 1.2

OMA Data Formats: vCard 2.1, vCalendar 1.0

Microsoft® Exchange ActiveSync® protocol version 2.5

Microsoft® Exchange ActiveSync® protocol version 12

Microsoft® Exchange ActiveSync® protocol version 12.1

Microsoft® Exchange ActiveSync® protocol version 14

Microsoft® Exchange ActiveSync® protocol version 14.1

Google Sync™

Related information:

[www.sonymobile.com/developer](http://www.sonymobile.com/developer)

## Web browser

---

Google™ Chrome for Android™ is pre-installed.\*

Related information:

<https://play.google.com/store/apps/details?id=com.android.chrome>

\* Google™ Chrome is not available for all markets.

# Memory in Android™ phones

---

To use Android phones efficiently, users should be aware of the different types of phone memory. This knowledge is important in order to understand, for example, where music, photos and videos are saved; how many apps can be downloaded from Google Play™; and how photos can be copied to a PC.

The below information is also of interest to developers who wants to make their programs able to make the best possible use of the resources in the phone.

Generally, all Android phones share the same basic memory setup. What differs is how much memory is available to you via the different types of memory, and whether your phone uses an external SD card or an internal memory chip. Any information specific to the particular phone model described in this White Paper is noted as such.

## Types of memory

The types of memory described below are consistent with the terminology used in Sony mobile phone menus and in other content relating to 2013 Xperia™ phones:

1. **Dynamic Memory** (also known as RAM) is used by applications that run when the phone is turned on. The amount of Dynamic Memory influences how many applications and operating system services can run at the same time. In Android™, the operating system automatically closes applications and services that are not being used.

However, such automatic functionality has limits. For example, if a lower amount of free RAM is available to applications after a new release of the operating system (due to increased capabilities in the system), phone speed will eventually be impacted (this is the main reason that a certain device cannot be indefinitely upgraded to newer releases of Android™).

If you experience problems with RAM, for example, if the phone runs slower than usual or if the Home application restarts frequently when you leave an application, you should minimize the use of apps that run all the time. Such apps could include, for example, applications that frequently download social service updates. You could also consider using a static wallpaper instead of a live wallpaper.

To see which apps and services are currently active, go to **Settings > Applications > Running Services**. You should have at least 50 MB, and ideally 100 MB or more, of free RAM to avoid slowdowns and application restarts.

You should also be aware that if you update the phone to a later Android release, the load on the built-in Dynamic Memory will increase due to the addition of more features, as mentioned above. As a result, the phone may run slower after an update.

2. **System Memory** (also known as “System partition” or “/system”) is used for the Android OS and for most applications that are pre-loaded from the factory. This type of memory is normally locked, and can only be changed through a firmware upgrade. There is usually some free space available in this section of memory. However, since it is locked, you cannot save apps, photos or any other content to this memory. System Memory is reserved for future firmware upgrades, which almost always need more memory than the original firmware. You cannot see or influence the use of this memory.
3. **Internal Storage** is memory used as “working” memory. It can be compared to the C: drive on a PC or to the startup disk on a Mac.

This memory is used to store all application downloaded from Google Play Store™ (and other sources) and their settings and data (such as emails, messages, calendar events and the like). All applications have an allocated area which no other applications can access and where the application data can be

stored.

Some games also stores content such as games music and level information outside their own designated area; and generally, any application can choose to save their data in locations of their own choosing (outside the protected application settings areas). Generally, such content is not deleted when an application is uninstalled but must be removed manually, by connecting the phone to a computer with a USB cable, or by the use of a file manager application.

Internal Storage is also used for all user content added, for example, as a result of the user taking photos with the camera, downloading media files, and performing file transfers. Typical user content includes:

- photos
- movies
- music
- downloaded documents (as email attachments, for example)

Internal Storage will tend to fill up as a result of normal usage: use of applications saving their data, downloading and installing new applications, downloading free or bought content and taking pictures and movies. Therefore, the larger this memory is from the start, the more applications you can download and use, and the more pictures and movies you can take.

If the Internal Storage starts to get full, the phone slows down, and in some cases it might no longer be possible to install more apps. You should always ensure that you have at least 100 MB of free Phone Memory. If not, you should consider removing some apps that you seldom use, or move content you do not frequently access to safe storage.

You can see approximately how much Internal Storage is free in **Settings > Storage > Internal Storage**. You can also view more detail about how much memory is used by applications in **Settings > Applications > Manage Applications**.

Please note that in Sony Mobile 2013 products, “Internal Storage” is now the union of what was previously known as “Phone Memory” (for applications and their data. “/data”) and “Internal Storage” (for user’s content, “/sdcard”). The reason for this change is to make the use of available memory more flexible, and also to enable the optional encryption of user’s content.

### Memory card slot

In some products you may find both a large internal memory and a memory card reader slot. However, on the current Android platform, the card reader slot does not work in the same manner in a phone with large internal memory, as in a phone with ONLY a memory card slot.

Generally, since most applications expect only a single location of storage, such applications will not generally allow you to SAVE anything to the card (i.e. they will lack an option to choose storage location); however, some applications (for instance, the Sony Mobile “Camera” application) may actually allow you to do so. Other, for example backup applications such as the Sony Mobile “Memory” application, will by definition be configured to copy content from the Internal Storage to the external SD card.

On the other hand, when it comes to READING from an external SD Card, you will be able access content (videos, photos, music) on a memory card inserted in this slot without any special considerations since the Android system searches all available memory for content. Therefore, such products may be regarded as supporting a fourth type of memory, called “External Card”.

4. **SD Card** (known as “/ext\_card” from a programmer’s point of view, or by other names in other Android products) is the name for the removable SD memory card in all 2013 Sony Mobile products. As described above, this External Card memory is generally more limited in that any application can READ from it, but many applications cannot SAVE to this card. Only a few applications, including back-up applications and file manger applications, has the capability to save to this card.

#### **Backing up data to different memory types**

Generally, you should not save photos, videos and other personal content solely on the internal memory of a phone. If something should happen with the hardware, or if the phone is lost or stolen, the data stored on the phone’s internal memory is gone forever.

In a phone where an SD card reader is the main memory, it is relatively easy to take the card out and copy all content to a PC or Mac, or to an entertainment device with a memory card slot. In a product featuring Internal Storage as the main memory, it is not possible to physically remove the memory. Instead, any critical or high-value content must either be copied to an external SD card by a special backup application, transferred to remote storage over a network (mobile or Wi-Fi), or to a computer via a USB cable.

To facilitate the transfer of data via a cable, the Xperia™ SP supports the Microsoft standard, Media Transfer Protocol (MTP), which makes it possible to easily transfer content back and forth between your phone and a Windows PC. For Apple Mac computers, a special application, BridgeforMac, is available offering built-in support for MTP; this application can be downloaded from the Xperia™ SP Support page.

Note that you do not need to back up or make a copy of applications that you have downloaded from Google Play™. They can normally be downloaded again if, once you have set up your Google account to work in a new phone (or a phone where the memory has been completely erased).

#### **Note 1:**

As noted above, some Android phones, including Sony Mobile devices from 2012, and Sony Ericsson devices from 2011 and earlier, do not use a single “Internal Storage” for both applications (and their data) and user content. Instead, these devices use either an external SD card for user content, or a corresponding area of internal memory to reproduce the functionality of an SD card. In such devices, there is a fixed limit between the application area (“/data”) and the user content area (“/sdcard”); with the result that user content can be filled, stopping the taking of new pictures for example, while there is still considerable free space in the application area; or vice versa, stopping the download and installation of new applications even though there is free memory in the content area.

#### **Note 2:**

Some devices with an integrated storage have abandoned the distinction between the application area and the content area when it comes to Factory Data Reset. As a result, there is no choice to do Factory Data Reset and preserve content; in such devices, all content is mandatorily and completely deleted from the device when a reset is performed.

In contrast, Sony Mobile has done the integration in a manner which makes it possible to preserve user content in this situation; therefore, when performing a Factory Data Reset, the default will still be to only remove applications and their data, and an option box must be checked if also all content is to be removed (as might be desirable when selling the device second-hand, for instance).

#### **Note 3:**

For a developer, it is important to note that from a programmer’s point of view, the location names used to refer to the different memory areas described in Note 1 are still valid; i.e., the area used for application (/data) is still present, as is the area used for content (/sdcard).



In reality, “sdcard” is a so-called symbolic link to “/data/media”, but from inside an Android application, “/sdcard” can still be used (for instance, use “sdcard/DCIM/100Android” to find all camera images). Continuing to use /sdcard to access the content area ensures compatibility across different products and Android releases in this regard.

## Trademarks and acknowledgements

---

All product and company names mentioned herein are the trademarks or registered trademarks of their respective owners. Any rights not expressly granted herein are reserved. All other trademarks are property of their respective owners.

Visit [www.sonymobile.com](http://www.sonymobile.com) for more information.